

Solid State High Power Amplifier Systems

0.8-3GHz/54dB Gain/54dBm Psat/220V AC

Model: TLPA0.8G3G-54-54-BC

TLPA0.8G3G-54-54-BC is a solid state high power amplifier systems provides high output power and high gain across the 0.8 to 3 GHz frequency range. The amplifier features a built-in 220V power supply, making it easy to use in most lab environments. This model features thermal self protection, preventing damage to the amplifier and providing added reliability.

Features:

- Frequency range: 0.8-3GHz
- Gain: 54dB Min
- Psat Output Power: 54dBm Min
- Protection: Over TEM, over voltage, over current, over VSWR protection
- 50 Ohm Matched Input / Output



Electrical Characteristics:

Parameter	Symbol	Min	Typ	Max	Units
Frequency range	BW	0.8-3			GHz
Power Gain	GP	54			dB
Gain flatness	Δ GL		± 3		dB
Output Psat	Psat	54			dBm
Output P1dB	P1dB		50		dBm
Spurious@Pout=54dBm	Spur			-60	dBc
Harmonics@Pout=54dBm	HAM			-10	dBc
Input VSWR	VSWRin			2.0	:1
AC Voltage	Vac		220		V AC
Power Consumption	Pdiss			1500	W
Impedance	I/O-IMP	50			Ohms

Mechanical Specifications:

Parameter	Value	Units
Input /Output Connector	N Female/N Female	
Forward/Reverse Coupling	SMA Female/ SMA Female	
Communication Connector	DB9/RJ45	
Front Panel LCD Screen Display	7 inch LCD Screen Display	
Size	19 Inch 4U	mm
Weight	≤ 35	Kg

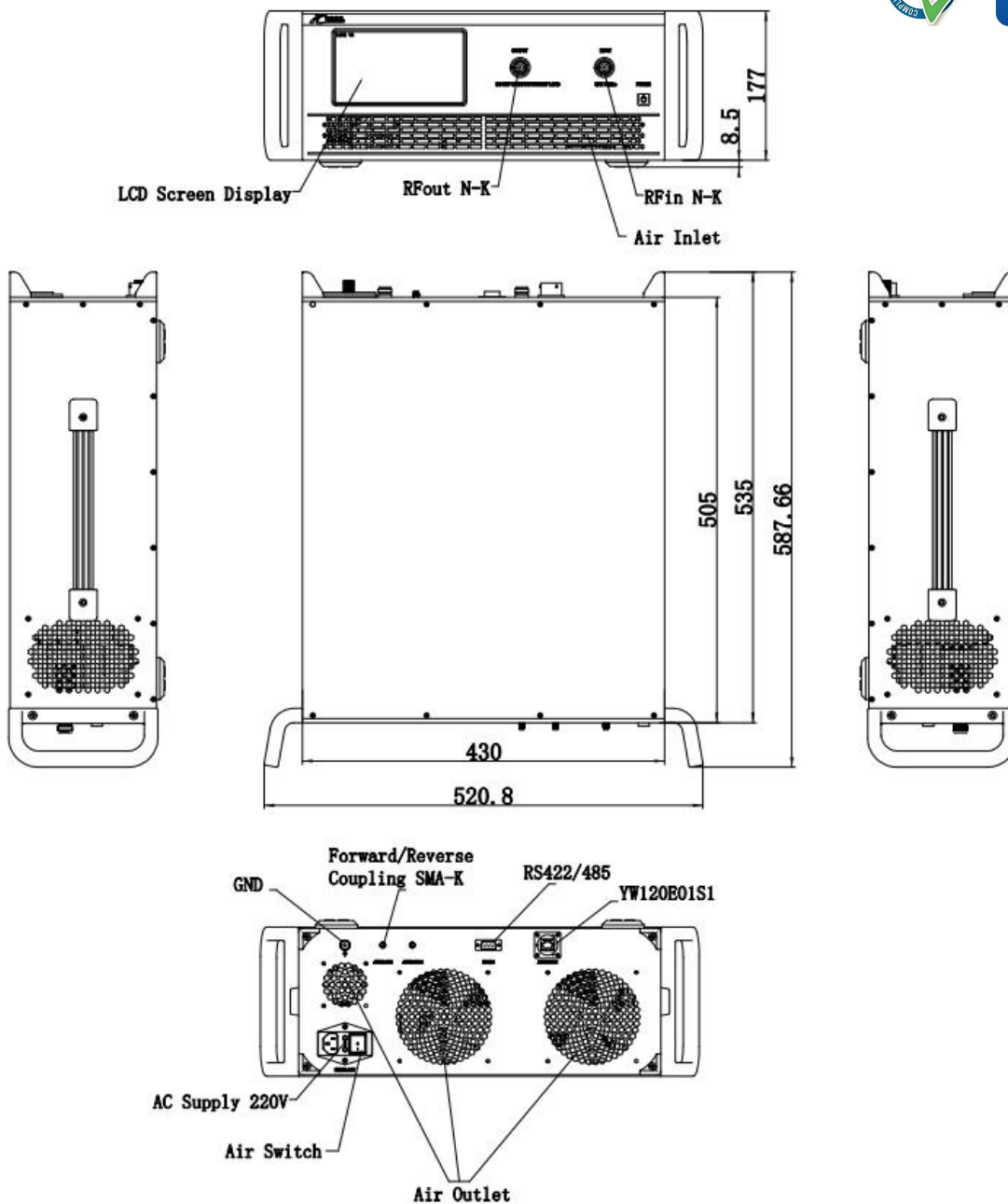
Absolute Maximum Ratings:

Parameter	Value
RF Input Power	+5 dBm
ESD sensitivity (HBm)	Class 0, passed 150V

Outline Drawing:

Unit:mm

Regulatory Compliance:



Key Features:

Parameter	Advantages
Control functions	1, Power setting On/Off 2, ALC automatic level control
Protection functions	1, Over TEM 2, Over voltage 3, Over current 4, Over VSWR
Remote control	RS422/Ethernet
Cooling system	Built in Cooling system, forced air cooling

Environmental Conditions:

Parameter	Min	Typ	Max	Units
Operating Temperature*	-20		+40	°C
Non-operating Temperature*	-30		+50	°C
Relative humidity		95		%
Altitude	10,000			feet
Shock / Vibration(MIL-STD-810F)	25g rms (15 degree 2KHz) endurance, 1 hour per axis			
Shock(non operating)	20G for 11msc half sin wave, 3 axis both directions			

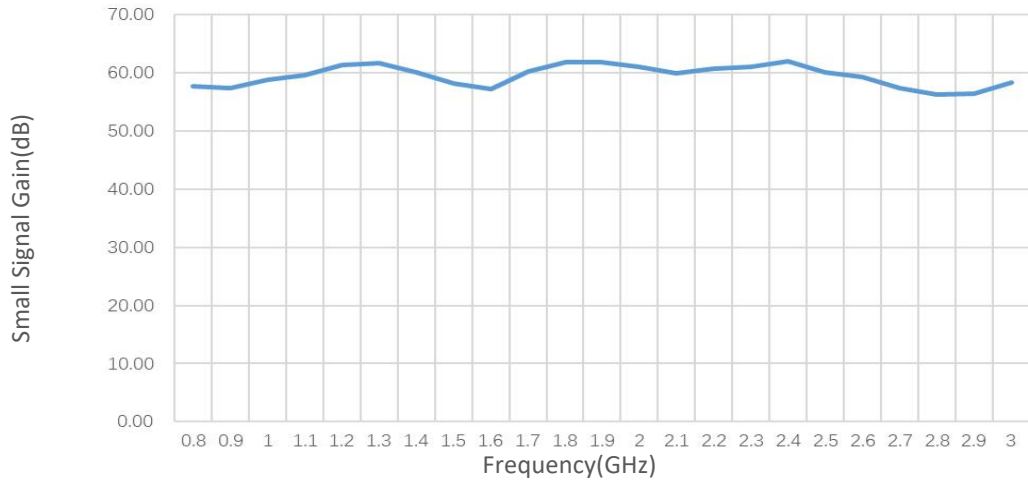
*Note: For a wider temperature range, please consult the manufacturer.

Ordering Information:

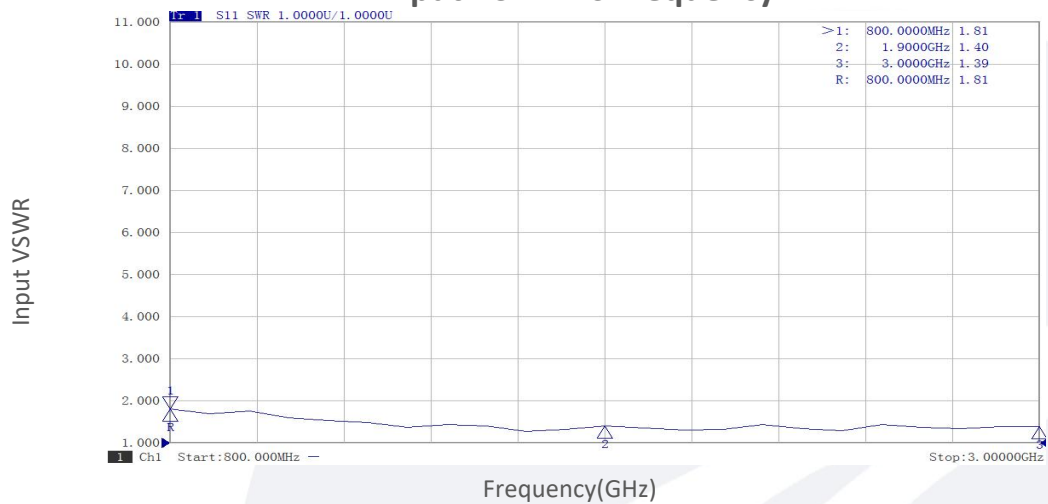
Base Number	Description	Revision
TLPA0.8G3G-54-54-BC	Solid State High Power Amplifier Systems 0.8-3GHz, Gain:54dB, Psat:54 dBm, 220V AC, Built in Fan Cooling	Rev.1.1

Typical Performance Data:

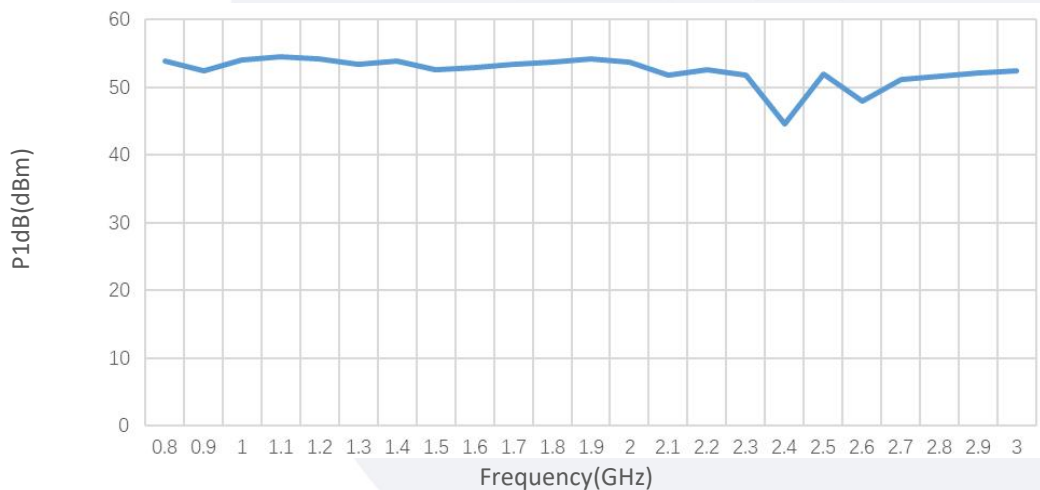
Small Signal Gain vs Frequency



Input VSWR vs Frequency

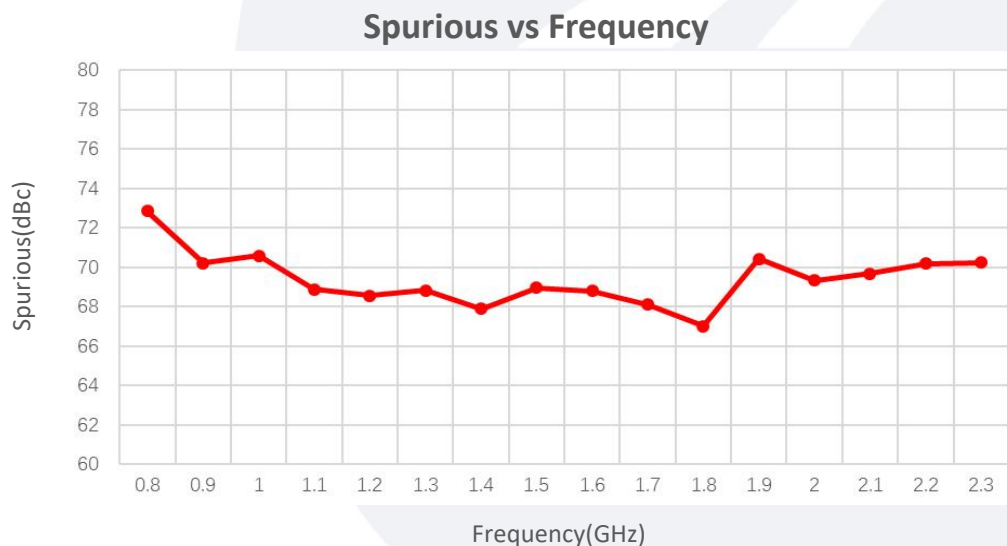
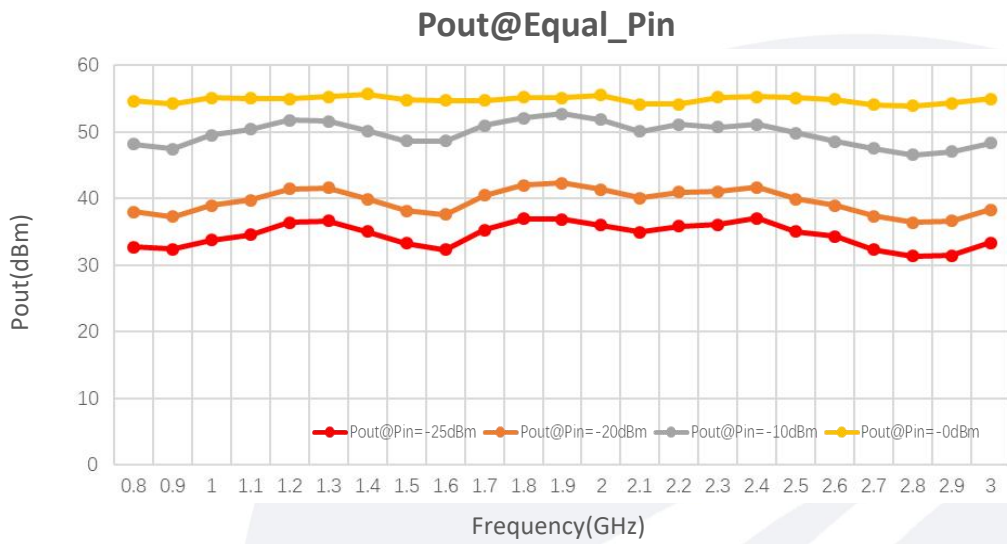
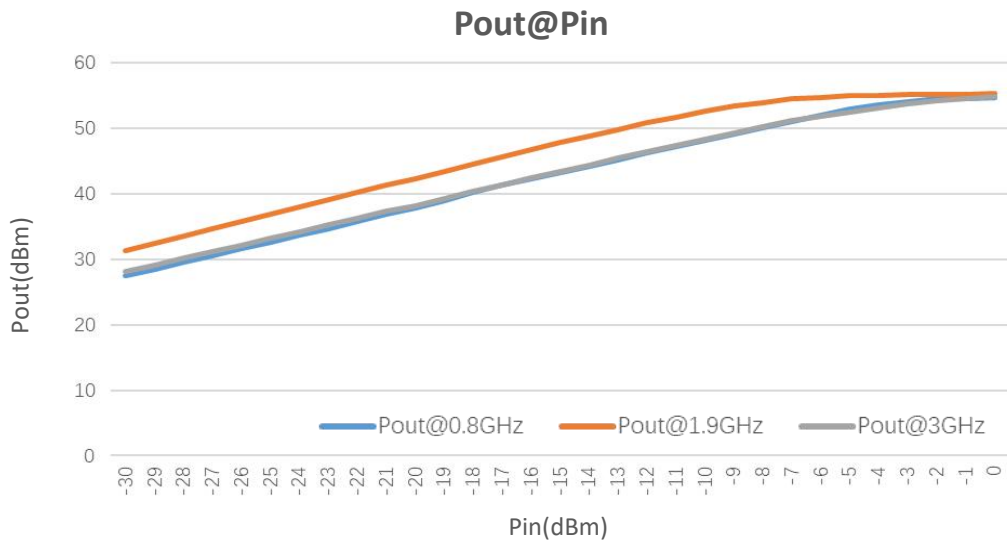


P1dB vs Frequency



Note: Above data is for ref only, actual data may vary from unit to unit depending on operating environment and other factors like material lots etc.

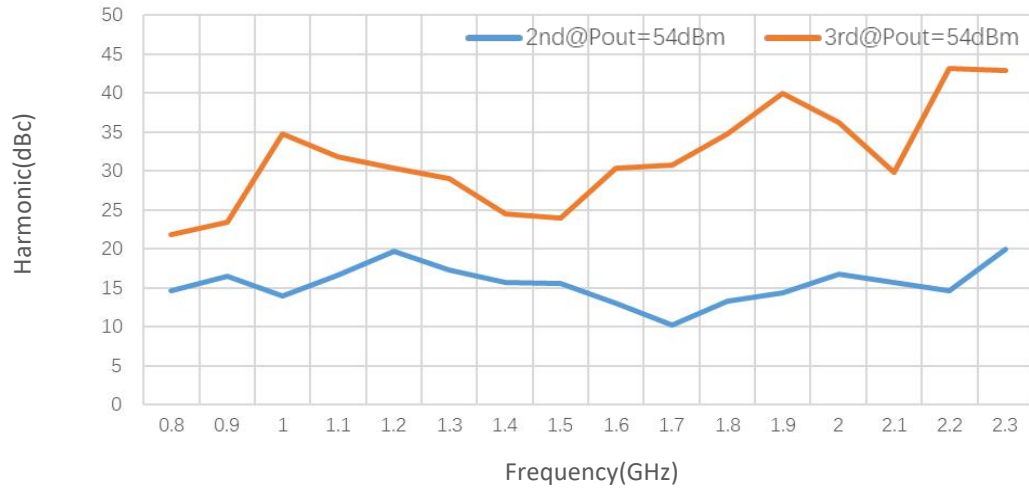
Typical Performance Data:



Note: Above data is for ref only, actual data may vary from unit to unit depending on operating environment and other factors like material lots etc.

Typical Performance Data:

Harmonic vs Frequency



Note: Above data is for ref only, actual data may vary from unit to unit depending on operating environment and other factors like material lots etc.