

Part No.: RS16W0430-S

Power divider/Combiner 16 Way SMA 50Ω 0.4 to 3GHz

电气特性 Electrical:

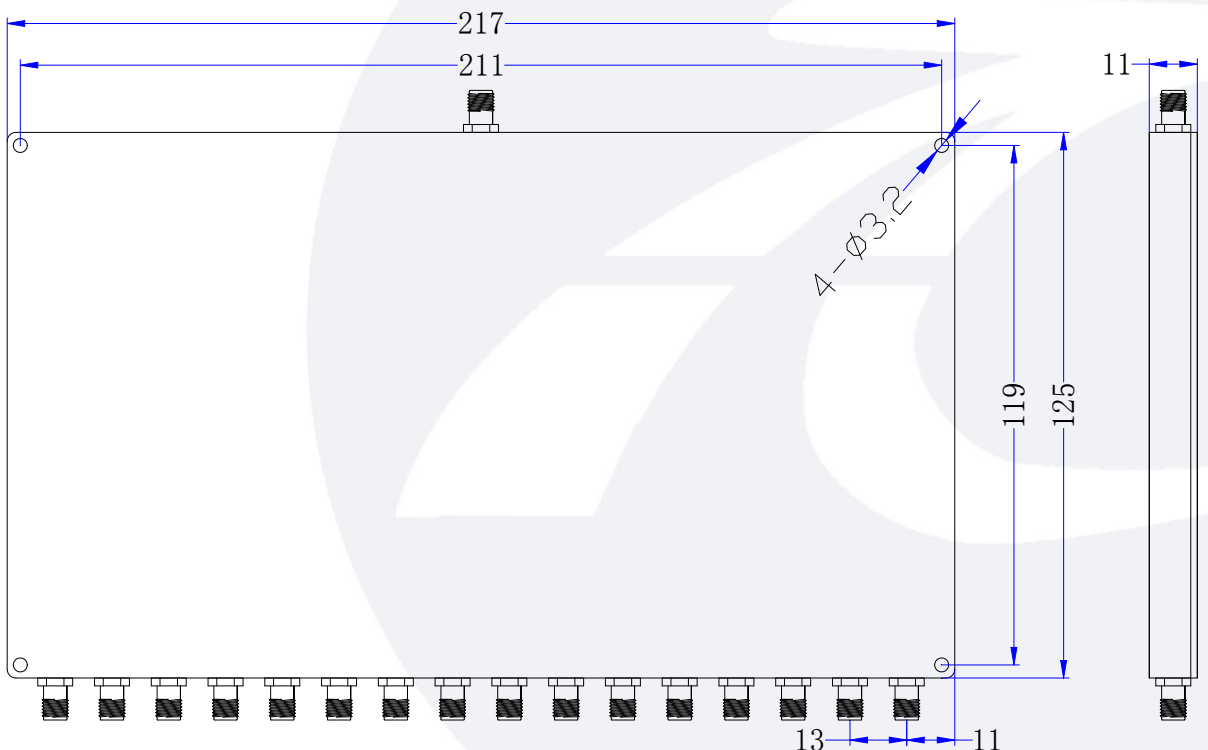
工作频率 Frequency Range: 0.4-3GHz
 插入损耗 Insertion Loss: $\leq 3.0\text{dB}$
 驻波 VSWR: $\leq 1.60 : 1$
 隔离 Isolation: $\geq 18\text{dB}$
 幅度平衡 Amplitude Balance: $\leq \pm 1.0\text{dB}$
 相位平衡 Phase Balance: $\leq \pm 12^\circ$
 耐功率 Power Handling: 30 Watt
 阻抗 Impedance: 50 OHMS

机械特性 Mechanical :

温度范围 Temperature Range: $-55^\circ\text{C} - +85^\circ\text{C}$
 接口 Connectors: SMA-Female
 相对湿度 Relative Humidity: 0 ~ 90%

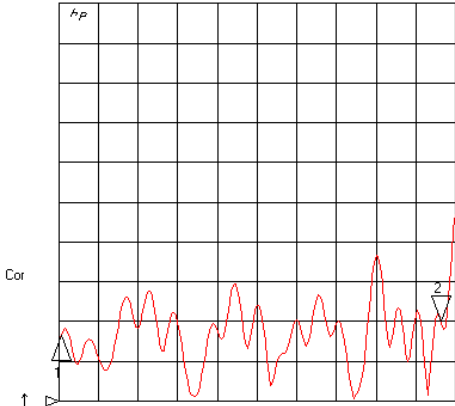
外形尺寸 Outline Drawing:

Unit: mm



11 Dec 2017 09:15:07

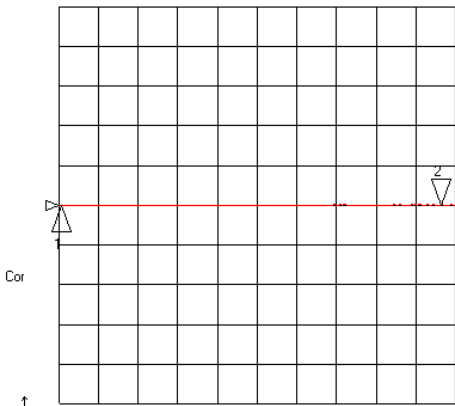
CH1 SWR 100 m / REF 1
S11 2 : 1. 2024 3. 000 000 000 GHz



CH1 Markers
1 : 1. 1676
400 . 000 MHz

START 380 . 000 MHz STOP 3100 . 000 MHz

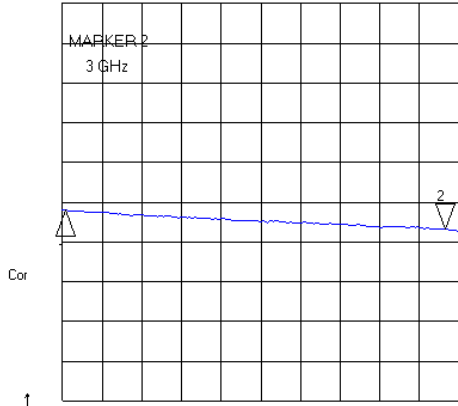
CH3 PHA 8 ° / REF 0 °
S12/M 2 : 124 . 81 m ° 3. 000 000 000 GHz



CH3 Markers
1 : 18 . 337 m °
400 . 000 MHz

START 380 . 000 MHz STOP 3100 . 000 MHz
2017-12-11 16:39:33

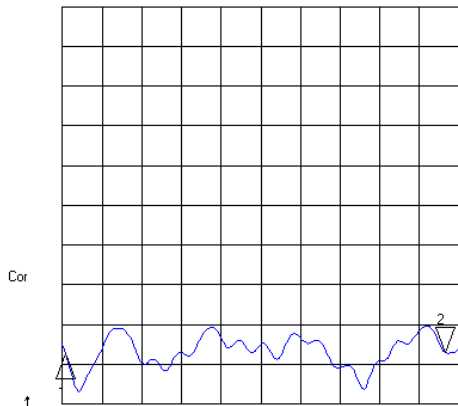
CH2 LOG 3 dB / REF -12 dB
S21 2 : -14 . 004 dB 3. 000 000 000 GHz



CH2 Markers
1 : -12 . 584 dB
400 . 000 MHz

START 380 . 000 MHz STOP 3100 . 000 MHz

CH4 SWR 100 m / REF 1
S22 2 : 1. 1313 3. 000 000 000 GHz



CH4 Markers
1 : 1. 1273
400 . 000 MHz

START 380 . 000 MHz STOP 3100 . 000 MHz