

Part No.: RS16W0825-S

Power divider/Combiner 16 Way SMA 50Ω 0.8 to 2.5GHz

电气特性 Electrical:

工作频率 Frequency Range: 0.8-2.5GHz

插入损耗 Insertion Loss: $\leq 1.7\text{dB}$

驻波 VSWR: $\leq 1.50 : 1$

隔离 Isolation: $\geq 20\text{dB}$

幅度平衡 Amplitude Balance: $\leq \pm 0.5\text{dB}$

相位平衡 Phase Balance: $\leq \pm 8^\circ$

耐功率 Power Handling: 30 Watt

阻抗 Impedance: 50 OHMS

机械特性 Mechanical:

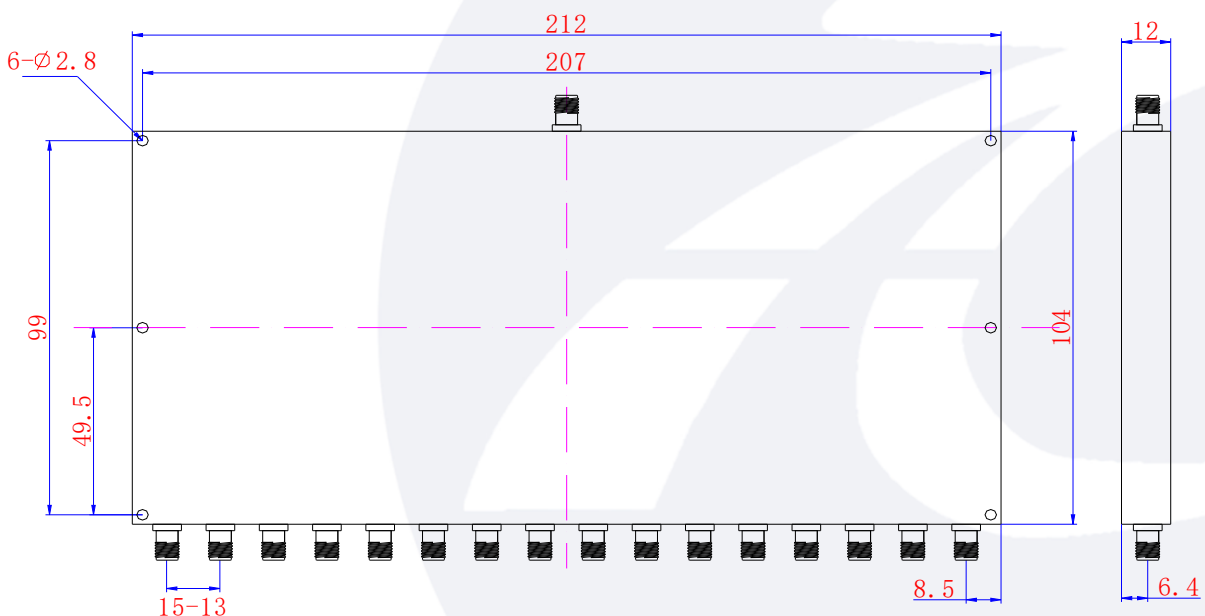
温度范围 Temperature Range: $-55^\circ\text{C} - +85^\circ\text{C}$

接口 Connectors: SMA-Female

相对湿度 Relative Humidity: 0 ~ 90%

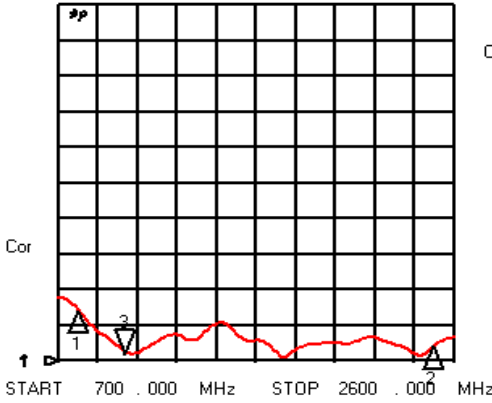
外形尺寸 Outline Drawing:

Unit: mm

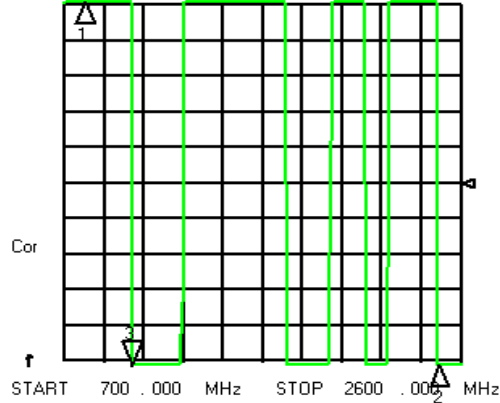


7 Sep 2017 10:13:10

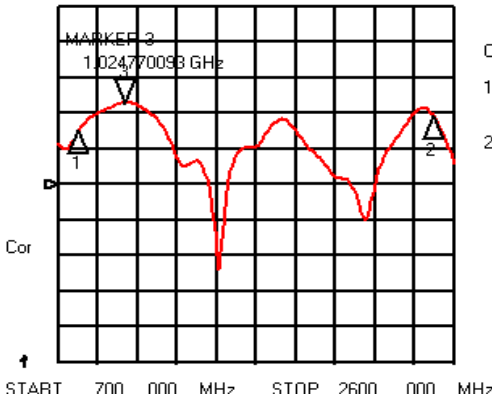
CH1 SWR 100 m / REF 1
S11 3: 1.0252 1.024 770 093 GHz



CH2 PHA 1 / REF 0
S21/M 3: -177 .70 1.024 770 093 GHz



CH3 LOG 5 dB / REF -35 dB
S12 3: -23 .481 dB 1.024 770 093 GHz



CH4 SWR 100 m / REF 1
S22 3: 1.0325 1.024 770 093 GHz

