

Part No.: RS16W0830-S

Power divider/Combiner 16 Way SMA 50Ω 0.8 to 3GHz

电气特性 Electrical:

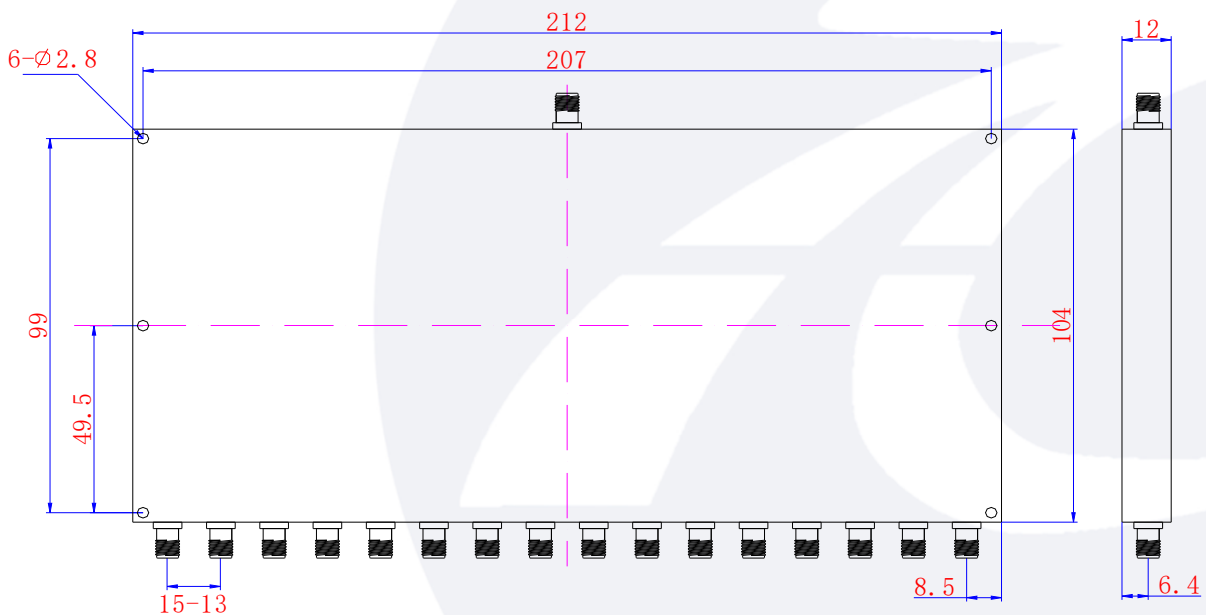
工作频率 Frequency Range: 0.8-3GHz
 插入损耗 Insertion Loss: $\leq 1.8\text{dB}$
 驻波 VSWR: $\leq 1.40 : 1$
 隔离 Isolation: $\geq 18\text{dB}$
 幅度平衡 Amplitude Balance: $\leq \pm 0.9\text{dB}$
 相位平衡 Phase Balance: $\leq \pm 15^\circ$
 耐功率 Power Handling: 30 Watt
 阻抗 Impedance: 50 OHMS

机械特性 Mechanical:

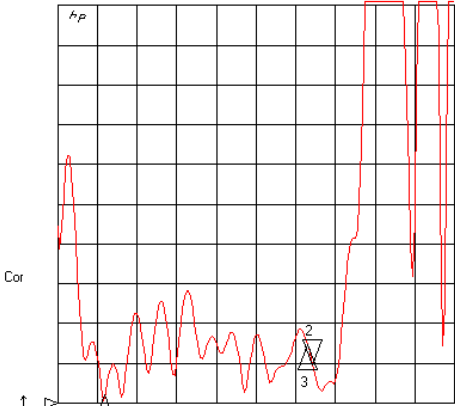
温度范围 Temperature Range: $-55^\circ\text{C} - +85^\circ\text{C}$
 接口 Connectors: SMA-Female
 相对湿度 Relative Humidity: 0 ~ 90%

外形尺寸 Outline Drawing:

Unit: mm



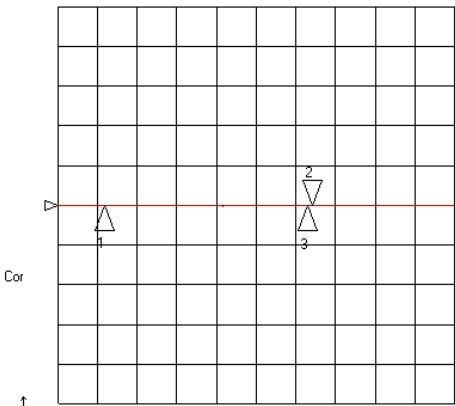
CH1 SWR 100 m / REF 1
S11 2 : 1.0968 3.000 000 000 GHz



CH1 Markers
1 : 1.0226
800.000 MHz
3 : 1.1484
2 : 2.94474 GHz

START 300.000 MHz STOP 4500.000 MHz

CH3 PHA 10 ° / REF 0 °
S12/M 2 : 4.9046 m ° 3.000 000 000 GHz

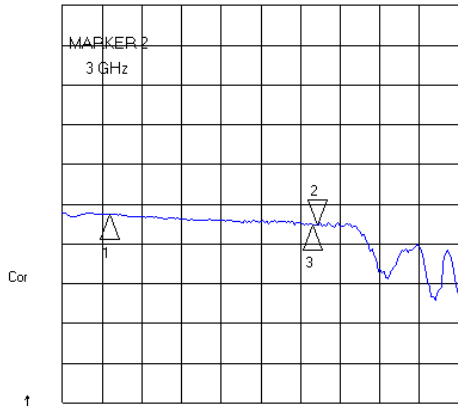


CH3 Markers
1 : 120.39 m °
800.000 MHz
3 : 81.601 m °
2 : 2.94474 GHz

START 300.000 MHz STOP 4500.000 MHz
2002-1-1 01:32:25

12 Jan 2020 07:17:01

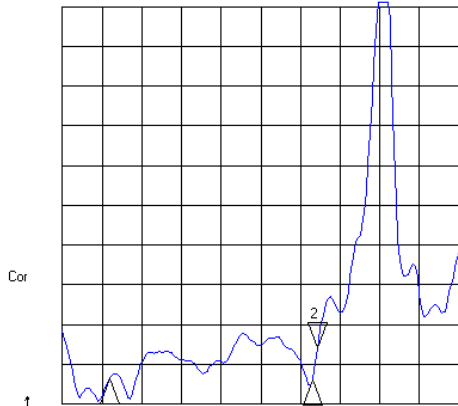
CH2 LOG 1.8 dB / REF -12 dB
S21 2 : -12.919 dB 3.000 000 000 GHz



CH2 Markers
1 : -12.449 dB
800.000 MHz
3 : -12.909 dB
2 : 2.94474 GHz

START 300.000 MHz STOP 4500.000 MHz

CH4 SWR 100 m / REF 1
S22 2 : 1.1432 3.000 000 000 GHz



CH4 Markers
1 : 1.0659
800.000 MHz
3 : 1.0612
2 : 2.94474 GHz

START 300.000 MHz STOP 4500.000 MHz