

Part No.: RS16W100200-S

Power divider/Combiner 16 Way SMA 50Ω 10 to 20 GHz

电气特性 Electrical:

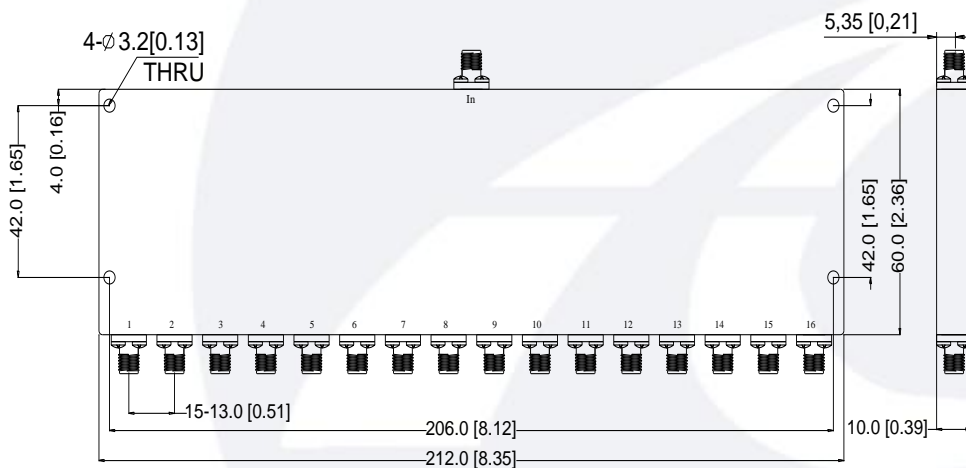
工作频率 Frequency Range: 10-20GHz
 插入损耗 Insertion Loss: $\leq 3.4\text{dB}$
 驻波 VSWR: $\leq 1.70 : 1$
 隔离 Isolation: $\geq 16\text{dB}$
 幅度平衡 Amplitude Balance: $\leq \pm 0.8\text{dB}$
 相位平衡 Phase Balance: $\leq \pm 8^\circ$
 耐功率 Power Handling: 30 Watt
 阻抗 Impedance: 50 OHMS

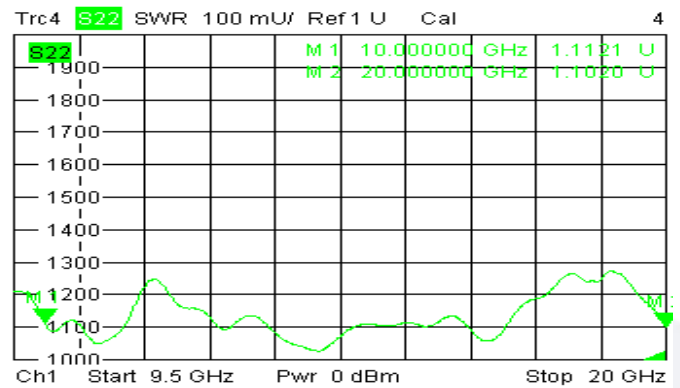
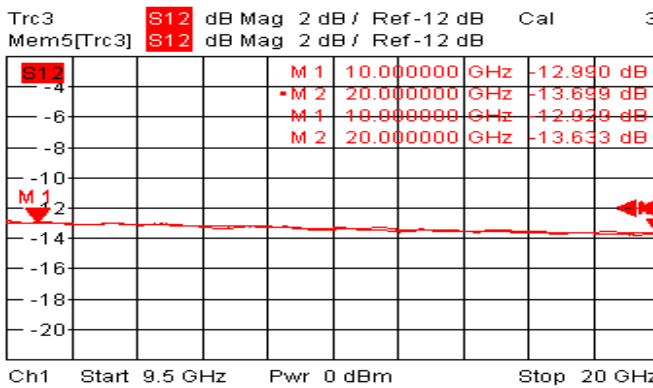
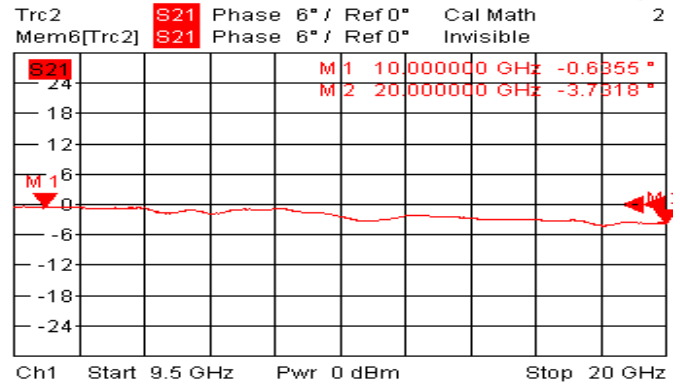
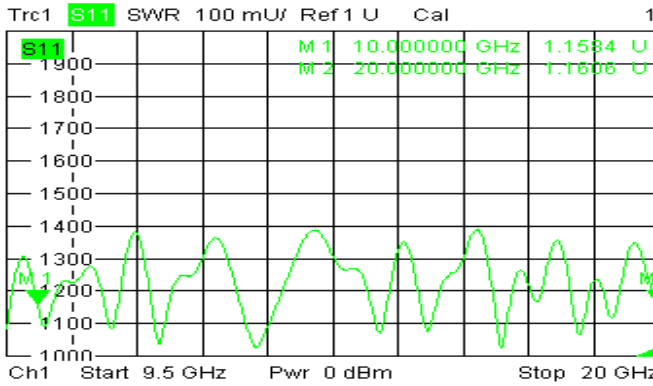
机械特性 Mechanical :

温度范围 Temperature Range: $-55^\circ\text{C} - +85^\circ\text{C}$
 接口 Connectors: SMA-Female
 相对湿度 Relative Humidity: 0 ~ 90%

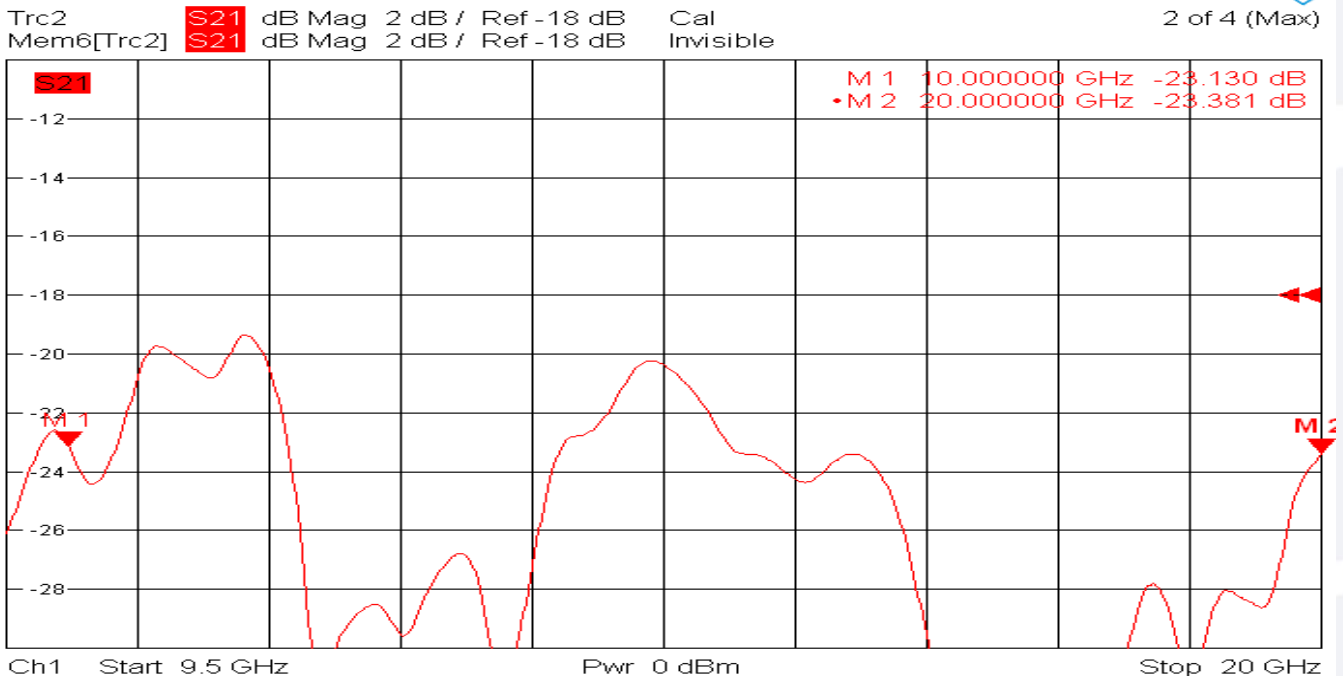
外形尺寸 Outline Drawing:

Unit: mm





11/8/2018, 10:37 AM



11/8/2018, 10:34 AM