

Part No.: RS16W88104-S

Power divider/Combiner 16 Way SMA 50Ω 8.8to 10.4GHz

电气特性 Electrical:

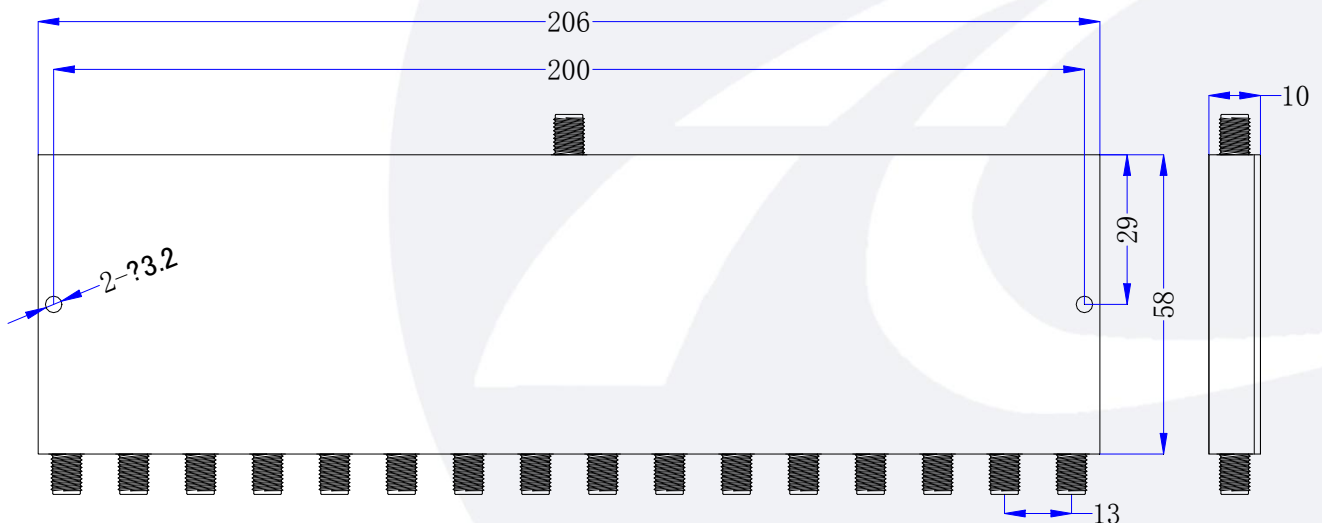
工作频率 Frequency Range:	8.8-10.4GHz
插入损耗 Insertion Loss:	≤3.5dB
驻波 VSWR:	≤1.80 : 1
隔离 Isolation:	≥16dB
幅度平衡 Amplitude Balance:	≤±1.0dB
相位平衡 Phase Balance:	≤±15°
耐功率 Power Handling:	30 Watt
阻抗 Impedance:	50 OHMS

机械特性 Mechanical :

温度范围 Temperature Range:	-55° C - +85° C
接口 Connectors:	SMA-Female
相对湿度 Relative Humidity:	0 ~ 90%

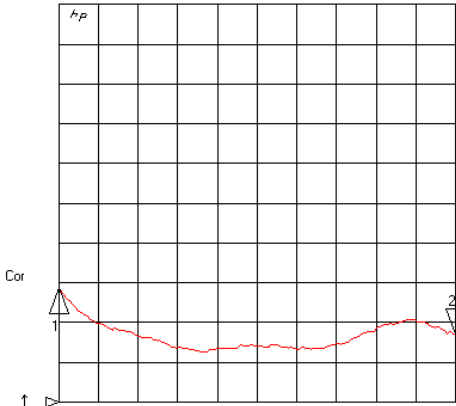
外形尺寸 Outline Drawing:

Unit: mm



21 Apr 2017 13:39:00

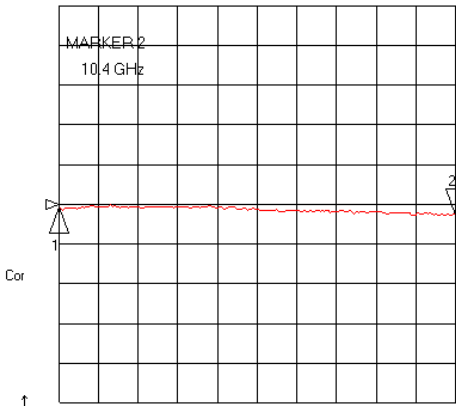
CH1 SWR 100 m / REF 1
S11 2 : 1.1702 10 .400 000 000 GHz



CH1 Markers
1 : 1.2879
8.80000 GHz

START 8800 .000 MHz STOP10400 .000 MHz

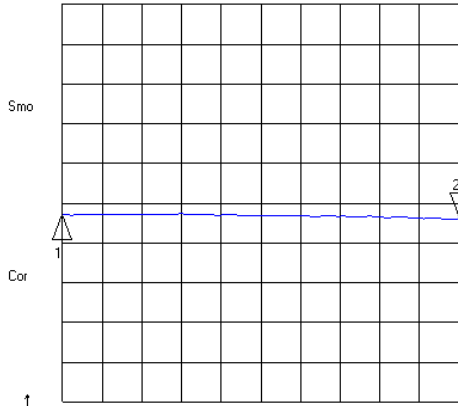
CH3 LOG 1 dB / REF 0 dB
S12/M 2 : -26000 dB 10 .400 000 000 GHz



CH3 Markers
1 : -.07200 dB
8.80000 GHz

START 8800 .000 MHz STOP10400 .000 MHz

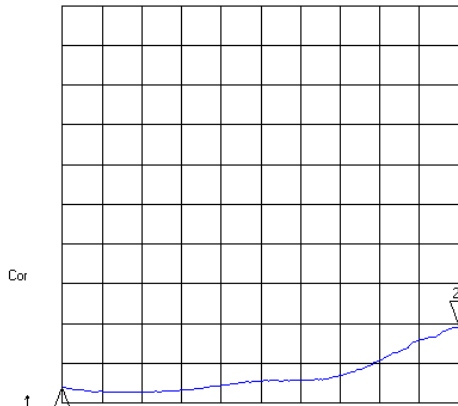
CH2 LOG 3.5 dB / REF -12 dB
S21 2 : -13.311 dB 10 .400 000 000 GHz



CH2 Markers
1 : -12.990 dB
8.80000 GHz

START 8800 .000 MHz STOP10400 .000 MHz

CH4 SWR 100 m / REF 1
S22 2 : 1.1915 10 .400 000 000 GHz



CH4 Markers
1 : 1.0410
8.80000 GHz

START 8800 .000 MHz STOP10400 .000 MHz