

Part No.: RS2W0210-S

Power divider/Combiner 2 Way SMA 50Ω 0.2 to 1 GHz

电气特性 Electrical:

工作频率 Frequency Range: 0.2-1GHz
 插入损耗 Insertion Loss: $\leq 1.2\text{dB}$
 驻波 VSWR: $\leq 1.30 : 1$
 隔离 Isolation: $\geq 20\text{dB}$
 幅度平衡 Amplitude Balance: $\leq \pm 0.3\text{dB}$
 相位平衡 Phase Balance: $\leq \pm 5^\circ$
 耐功率 Power Handling: 30Watt
 阻抗 Impedance: 50 OHMS

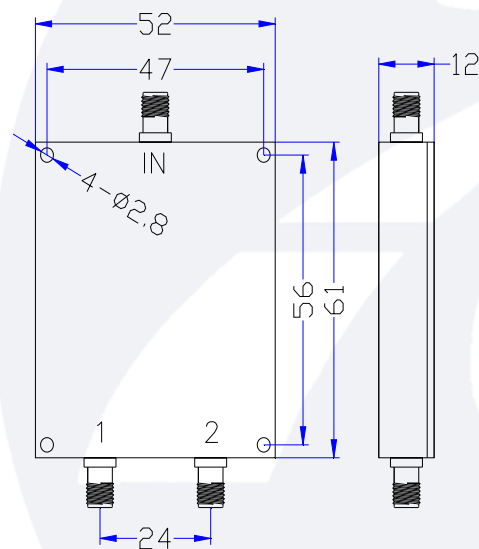


机械特性 Mechanical:

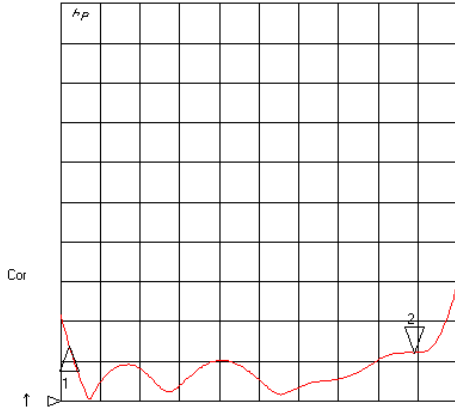
温度范围 Temperature Range: $-55^\circ\text{C} - +85^\circ\text{C}$
 接口 Connectors: SMA-Female
 相对湿度 Relative Humidity: 0 ~ 90%

外形尺寸 Outline Drawing:

Unit: mm



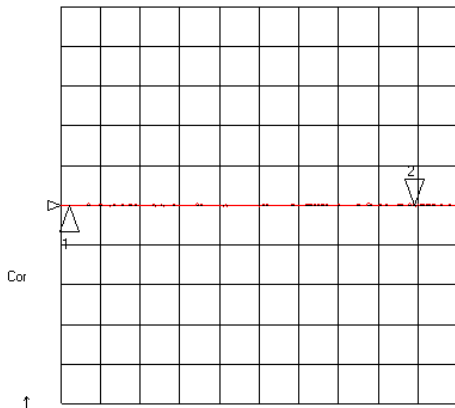
CH1 SWR 100 m / REF 1
S11 2 : 1.1225 1.000 000 000 GHz



CH1 Markers
1 : 1.1393
200 .000 MHz

START 180 .000 MHz STOP 1100 .000 MHz

CH3 PHA 3 ° / REF 0 °
S12/M 2 : 33 .496 m ° 1.000 000 000 GHz

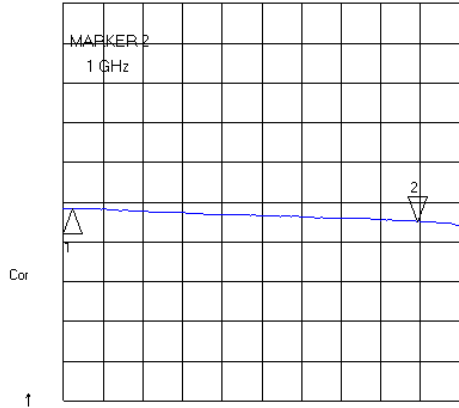


CH3 Markers
1 : 13 .434 m °
200 .000 MHz

START 180 .000 MHz STOP 1100 .000 MHz
2018-3-5 14:00:03

5 Mar 2018 06:33:13

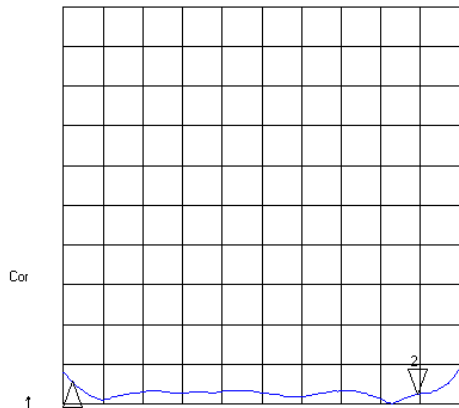
CH2 LOG 1.2 dB / REF -3 dB
S21 2 : -3 .5710 dB 1.000 000 000 GHz



CH2 Markers
1 : -3 .1880 dB
200 .000 MHz

START 180 .000 MHz STOP 1100 .000 MHz

CH4 SWR 100 m / REF 1
S22 2 : 1.0242 1.000 000 000 GHz



CH4 Markers
1 : 1.0570
200 .000 MHz

START 180 .000 MHz STOP 1100 .000 MHz