

Part No.: RS2W05180-S

Power divider/Combiner 2 Way SMA 50Ω 0.5 to 18 GHz

电气特性 Electrical:

工作频率 Frequency Range: 0.5-18GHz
 插入损耗 Insertion Loss: $\leq 2.5\text{dB}$
 驻波 VSWR: $\leq 1.6 : 1$
 隔离 Isolation: $\geq 15\text{dB}$
 幅度平衡 Amplitude Balance: $\leq \pm 0.5\text{dB}$
 相位平衡 Phase Balance: $\leq \pm 8^\circ$
 耐功率 Power Handling: 50Watt
 阻抗 Impedance: 50 OHMS

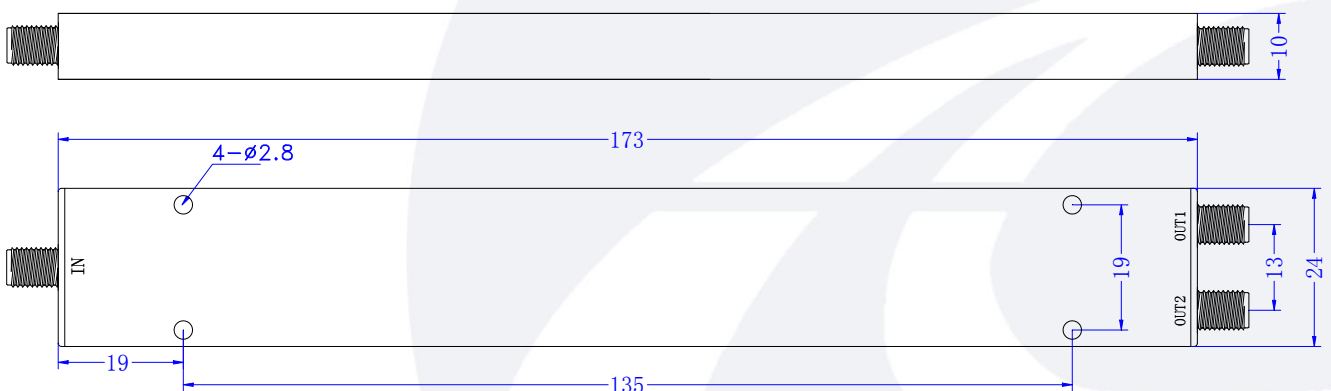


机械特性 Mechanical :

温度范围 Temperature Range: $-45^\circ\text{C} - +85^\circ\text{C}$
 接口 Connectors: SMA-Female
 相对湿度 Relative Humidity: 0 ~ 90%

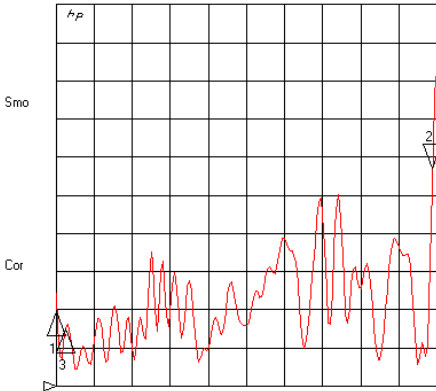
外形尺寸 Outline Drawing:

Unit: mm



19 Jul 2017 10:34:39

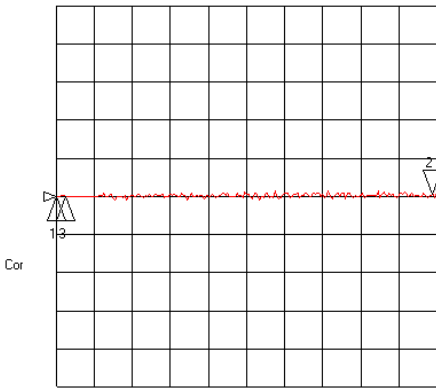
CH1 SWR 100 m / REF 1
S11 2 : 1. 5720 18 . 000 000 000 GHz



CH1 Markers
1 : 1. 1953
500 . 000 MHz
3 : 1. 1528
899 . 150 MHz

START 450 . 000 MHz STOP18200 . 000 MHz

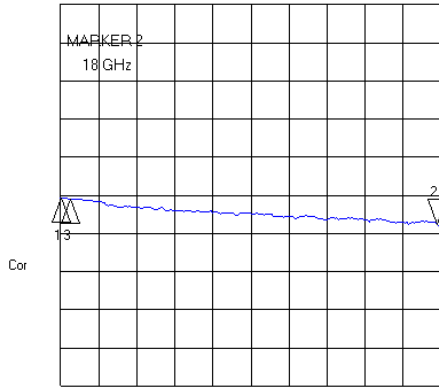
CH3 LOG .5 dB / REF 0 dB
S12/M 2 : . 02700 dB 18 . 000 000 000 GHz



CH3 Markers
1 : . 00300 dB
500 . 000 MHz
3 : . 00000 dB
899 . 150 MHz

START 450 . 000 MHz STOP18200 . 000 MHz
2017-7-19 17:55:09

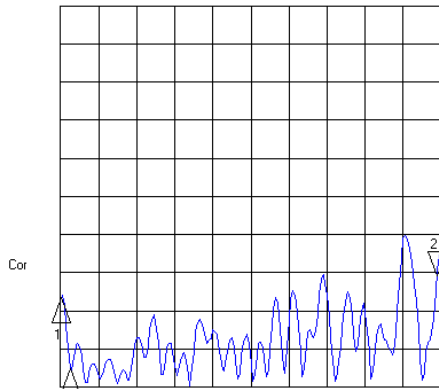
CH2 LOG 2.5 dB / REF -3 dB
S21 2 : -4 . 8780 dB 18 . 000 000 000 GHz



CH2 Markers
1 : -3 . 1840 dB
500 . 000 MHz
3 : -3 . 2130 dB
899 . 150 MHz

START 450 . 000 MHz STOP18200 . 000 MHz

CH4 SWR 100 m / REF 1
S22 2 : 1. 2918 18 . 000 000 000 GHz



CH4 Markers
1 : 1. 2348
500 . 000 MHz
3 : 1. 0491
899 . 150 MHz

START 450 . 000 MHz STOP18200 . 000 MHz