

Part No.: RS2W2080-S

Power divider/Combiner 2 Way SMA 50Ω 2 to 8 GHz



电气特性 Electrical:

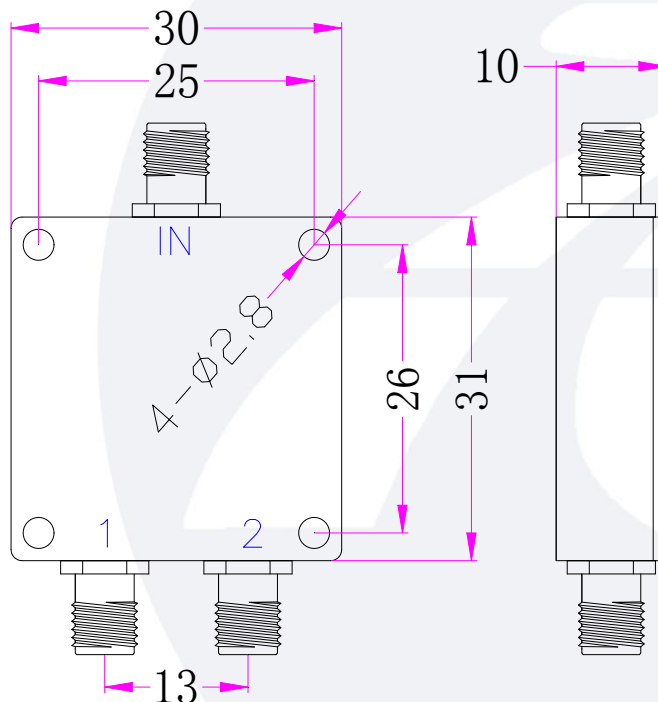
工作频率 Frequency Range: 2-8GHz
 插入损耗 Insertion Loss: $\leq 0.8\text{dB}$
 驻波 VSWR: $\leq 1.30 : 1$
 隔离 Isolation: $\geq 20\text{dB}$
 幅度平衡 Amplitude Balance: $\leq \pm 0.3\text{dB}$
 相位平衡 Phase Balance: $\leq \pm 5^\circ$
 耐功率 Power Handling: 30Watt
 阻抗 Impedance: 50 OHMS

机械特性 Mechanical :

温度范围 Temperature Range: $-45^\circ\text{C} - +85^\circ\text{C}$
 接口 Connectors: SMA-Female
 相对湿度 Relative Humidity: 0 ~ 90%

外形尺寸 Outline Drawing:

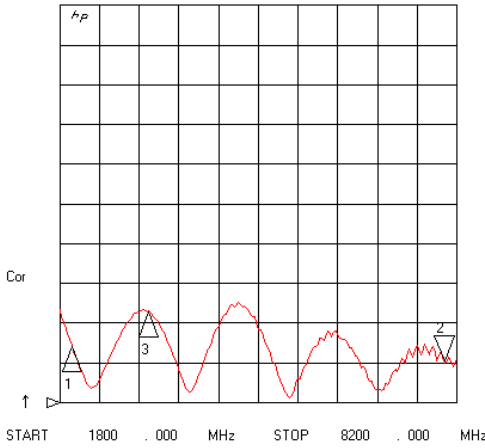
Unit: mm



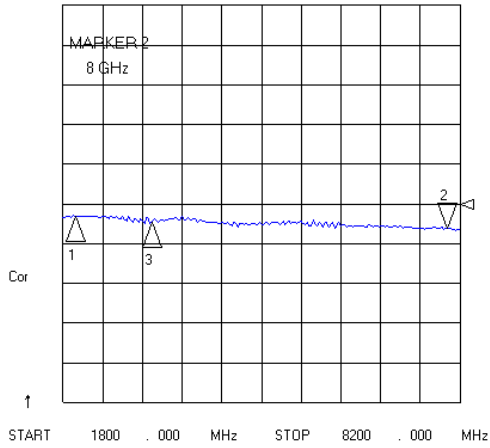
2 Feb 2018 11:34:33

CH1 SWR 100 m / REF 1
S11 2 : 1.1044 8.000 000 000 GHz

CH2 LOG .8 dB / REF -3 dB
S21 2 : -3.4950 dB 8.000 000 000 GHz



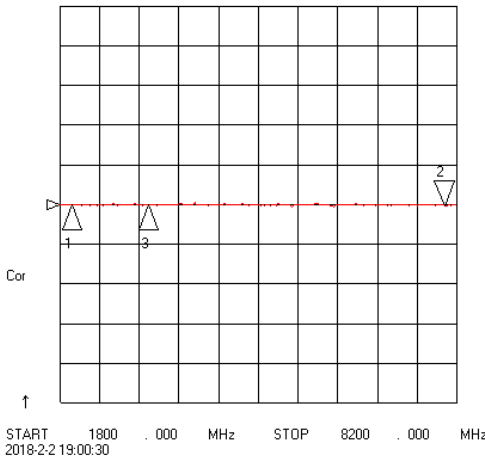
CH1 Markers
1 : 1.1425
2. 00000 GHz
3 : 1.2302
3. 22911 GHz



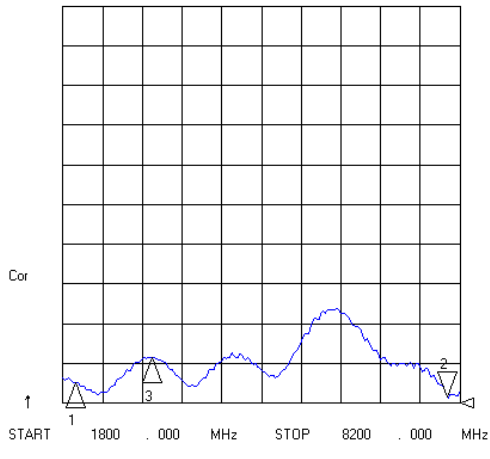
CH2 Markers
1 : -3.2400 dB
2. 00000 GHz
3 : -3.3500 dB
3. 22911 GHz

CH3 PHA 3 ° / REF 0 °
S12/M 2 : -48.752 m ° 8.000 000 000 GHz

CH4 SWR 100 m / REF 1
S22 2 : 1.0163 8.000 000 000 GHz



CH3 Markers
1 : 8.2397 m °
2. 00000 GHz
3 : 11.673 m °
3. 22911 GHz



CH4 Markers
1 : 1.0529
2. 00000 GHz
3 : 1.1160
3. 22911 GHz