

Part No.: RS2W60200-S

Power divider/Combiner 2 Way SMA 50Ω 6 to 20 GHz

电气特性 Electrical:

工作频率 Frequency Range:	6-20GHz
插入损耗 Insertion Loss:	≤1.0dB
驻波 VSWR:	≤1.50 : 1
隔离 Isolation:	≥16dB
幅度平衡 Amplitude Balance:	≤±0.5dB
相位平衡 Phase Balance:	≤±8°
耐功率 Power Handling:	30Watt
阻抗 Impedance:	50 OHMS

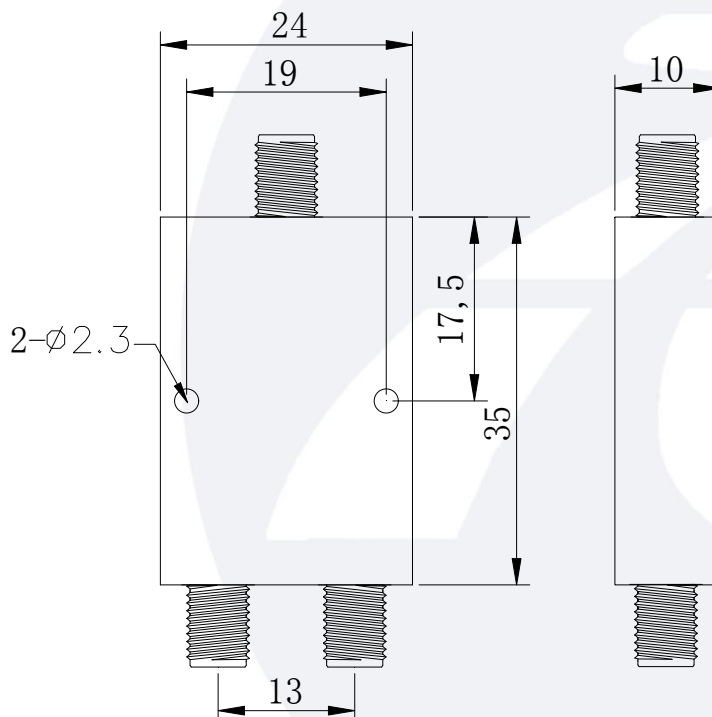


机械特性 Mechanical :

温度范围 Temperature Range:	-55° C - +85° C
接口 Connectors:	SMA-Female
相对湿度 Relative Humidity:	0 ~ 90%

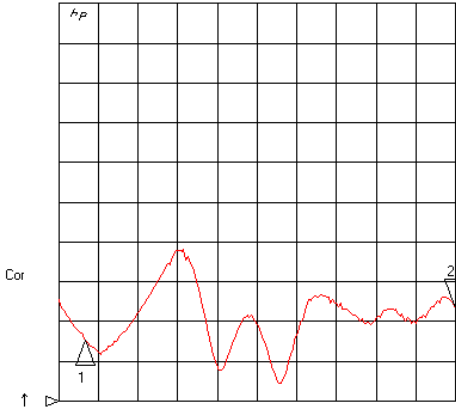
外形尺寸 Outline Drawing:

Unit: mm



19 May 2018 07:08:41

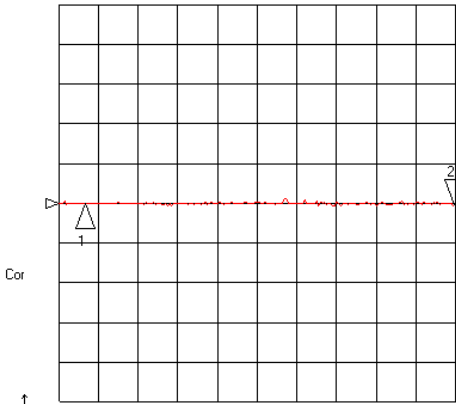
CH1 SWR 100 m / REF 1
S11 2 : 1.2427 20 .000 000 000 GHz



CH1 Markers
1 : 1.1555
6.00000 GHz

START 5000 .000 MHz STOP20050 .000 MHz

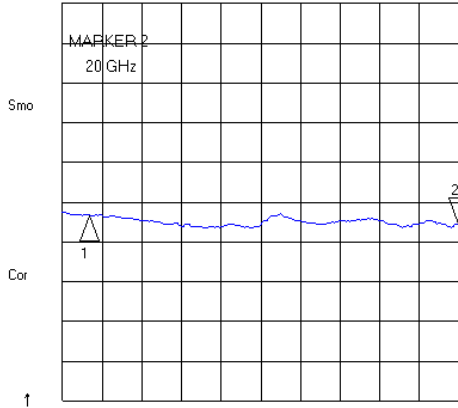
CH3 PHA 5 ° / REF 0 °
S12/M 2 : -174 .38 m ° 20 .000 000 000 GHz



CH3 Markers
1 : 78 .761 m °
6.00000 GHz

START 5000 .000 MHz STOP20050 .000 MHz
2018-5-19 14:37:36

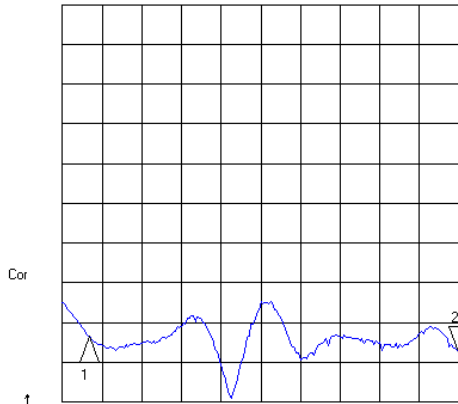
CH2 LOG 1 dB / REF -3 dB
S21 2 : -3 .5390 dB 20 .000 000 000 GHz



CH2 Markers
1 : -3 .3320 dB
6.00000 GHz

START 5000 .000 MHz STOP20050 .000 MHz

CH4 SWR 100 m / REF 1
S22 2 : 1.1280 20 .000 000 000 GHz



CH4 Markers
1 : 1.1661
6.00000 GHz

START 5000 .000 MHz STOP20050 .000 MHz