

Part No.: TC-20180-30S

30dB Directional Coupler SMA- Female 50Ω 2000-18000MHz

电气特性 Electrical:

工作频率 Frequency Range: 2-18GHz
 耦合度 Coupling: 30 ± 1.0dB
 插入损耗 Insertion Loss: ≤1.0dB
 驻波 VSWR: ≤1.6:1
 方向性 Directivity: ≥10dB
 耐功率 Power Handling: 30Watt
 阻抗 Impedance: 50Ω

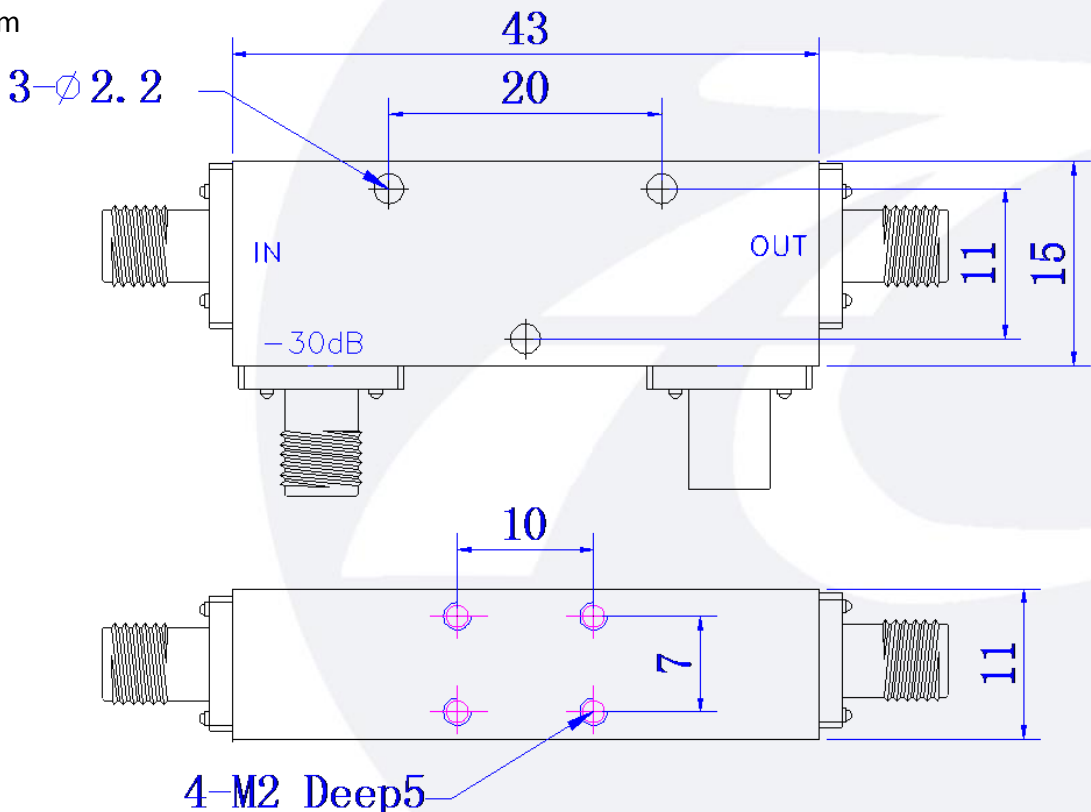


机械特性 Mechanical:

温度范围 Temperature Range: -40° C - +80° C
 接口 Connectors: SMA-Female
 相对湿度 Relative Humidity: 0 ~ 90%

外形尺寸 Outline Drawing:

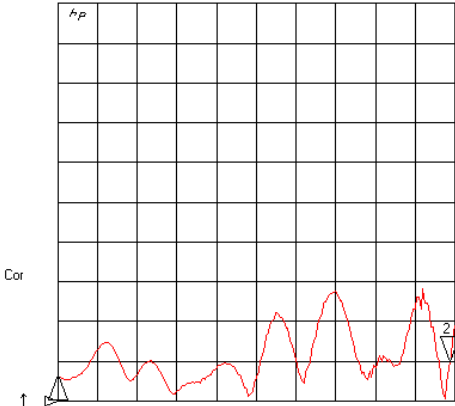
Unit: mm



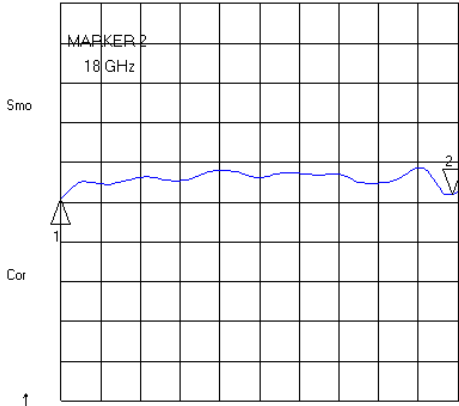
28 Dec 2017 08:10:26

CH1 SWR 100 m / REF 1
S11 2 : 1.0983 18 . 000 000 000 GHz

CH2 LOG 1 dB / REF -30 dB
S21 2 : -29 . 791 dB 18 . 000 000 000 GHz



CH1 Markers
1 : 1.0659
2 : 0.0000 GHz



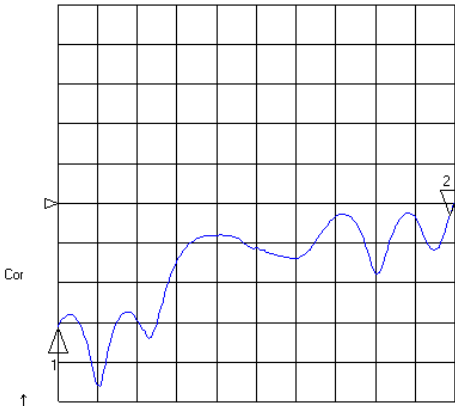
CH2 Markers
1 : -29 . 906 dB
2 : 0.0000 GHz

START 2000 . 000 MHz STOP 18200 . 000 MHz

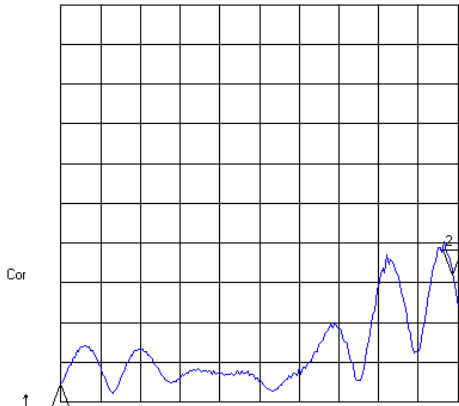
START 2000 . 000 MHz STOP 18200 . 000 MHz

CH3 LOG 5 dB / REF -40 dB
MEM 2 : -41 . 496 dB 18 . 000 000 000 GHz

CH4 SWR 100 m / REF 1
S22 2 : 1.3205 18 . 000 000 000 GHz



CH3 Markers
1 : -55 . 628 dB
2 : 0.0000 GHz



CH4 Markers
1 : 1.0458
2 : 0.0000 GHz

START 2000 . 000 MHz STOP 18200 . 000 MHz
2017-12-28 15:35:21

START 2000 . 000 MHz STOP 18200 . 000 MHz