

Power Amplifier

WR-03/218-222GHz /24dB Gain/15dBm Psat

Model: TMPA-218222-2410-03

TMPA-218222-2410-03 is a power amplifier with a small signal gain of 24 dB and a Psat of 15 dBm across the frequency range of 218 to 222 GHz. The DC power requirement for the amplifier is +12 VDC/310 mA. The input and output port configuration offers an inline structure with WR-03 waveguides and UG-387/U-M antiracking flanges.

Features:

- Frequency range: 218-220GHz
- Gain: 24dB Min
- Output Power Psat: 15dBm Min
- Good Power and Gain Flatness

Applications:

- Passive Imaging
- Communication Systems
- Radar Systems

电气特性 Electrical Characteristics:

参数 Parameter	Min	Typ	Max	单位 Units
频率范围 Frequency range	218-222			GHz
小信号增益 Small Signal Gain	24			dB
饱和输出功率 Output Psat	15			dBm
输入驻波 Input VSWR			2	:1
输出驻波 Output VSWR		2.5		:1
直流电压 DC Voltage		12		V DC
直流电流 DC Supply Current		310		mA

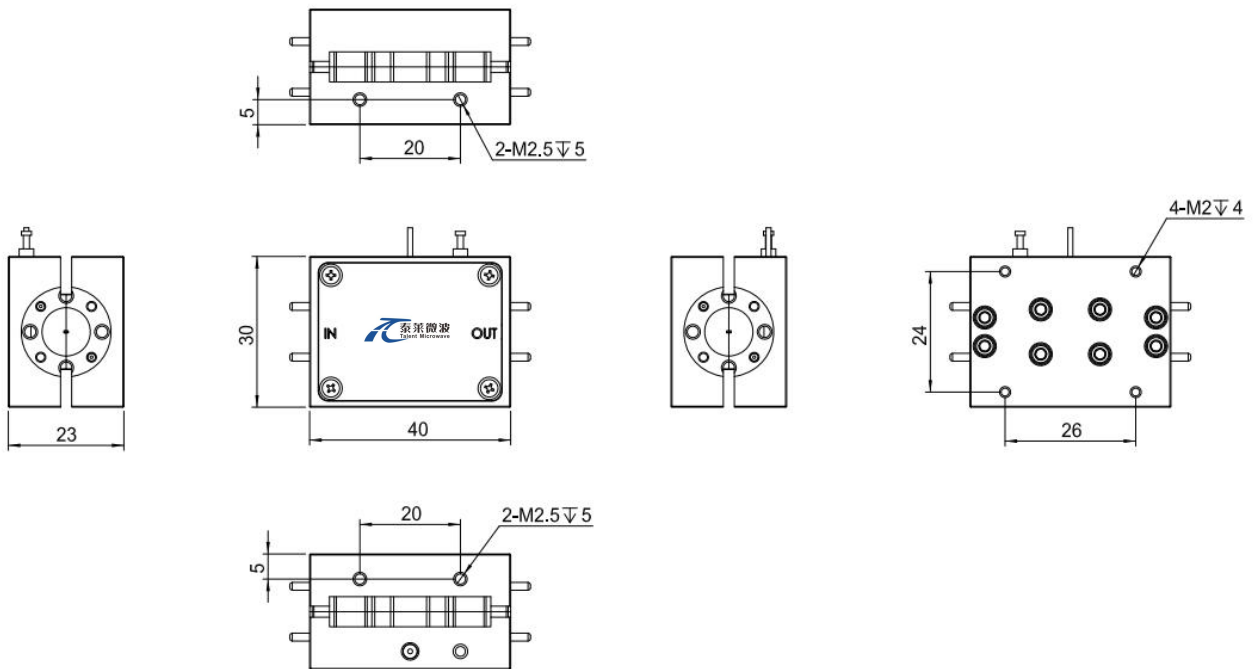
机械特性 Mechanical Specifications:

参数 Parameter	指标 Value	单位 Units
输入/输出接口 Input /Output Connector	WR-03/UG-387/U	
直流偏置 DC Bias	Solder Pin	
尺寸 Size	40*30*23(Without Heatsink)	mm

绝对最大值 Absolute Maximum Ratings:

参数 Parameter	指标 Value
供电偏置电压 Supply Bias Voltage	+15 V
输入功率 RF Input Power	-5 dBm
ESD灵敏度 ESD sensitivity (HBm)	Class 0, passed 150V

外形图 Outline Drawing: Unit:mm



ESD Protection: Strictly adhere to ESD precautions to prevent electrostatic damage.

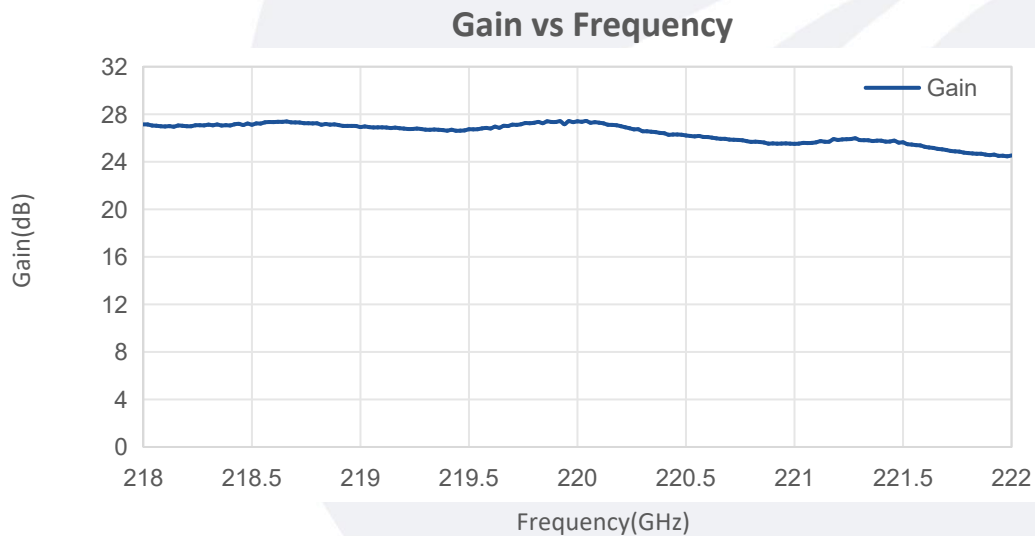
温度环境 Environmental Conditions:

参数 Parameter	Min	Typ	Max	单位 Units
操作温度 Operating Temperature	-10		+65	°C
存储温度 Non-operating Temperature	-45		+85	°C
相对湿度 Relative humidity		95		%
海拔 Altitude	10,000			feet
震动 Shock / Vibration(MIL-STD-810F)	25g rms (15 degree 2KHz) endurance, 1 hour per axis			
冲击 Shock(non operating)	20G for 11msc half sin wave,3 axis both directions			

订货信息 Ordering Information:

标准型号 Base Number	描述 Description	版本号 Revision
TMPA-218222-2410-03	Power Amplifier, 218-222GHz, Gain:24 dB Min, P _{sat} :15 dBm Min, +12V DC,WR-03	Rev.1.1

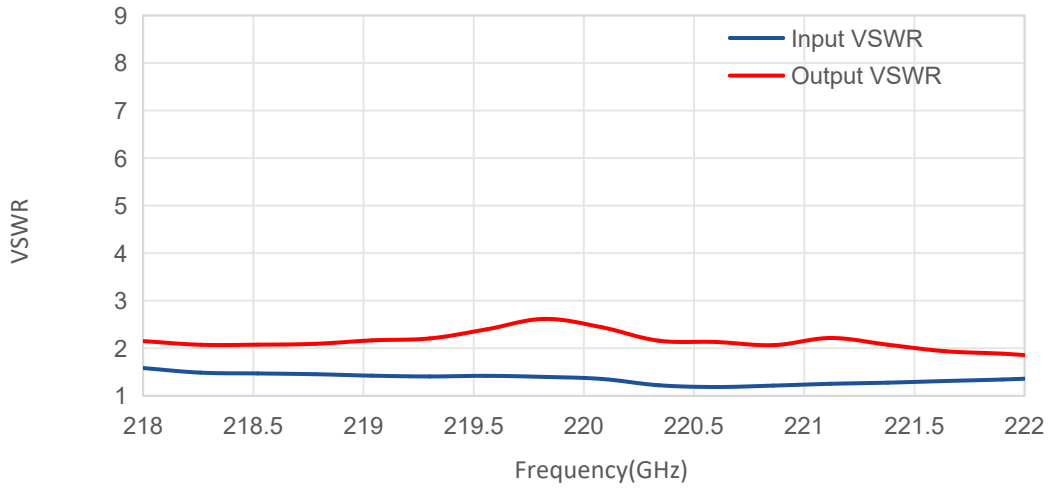
典型曲线 Typical Performance Data:



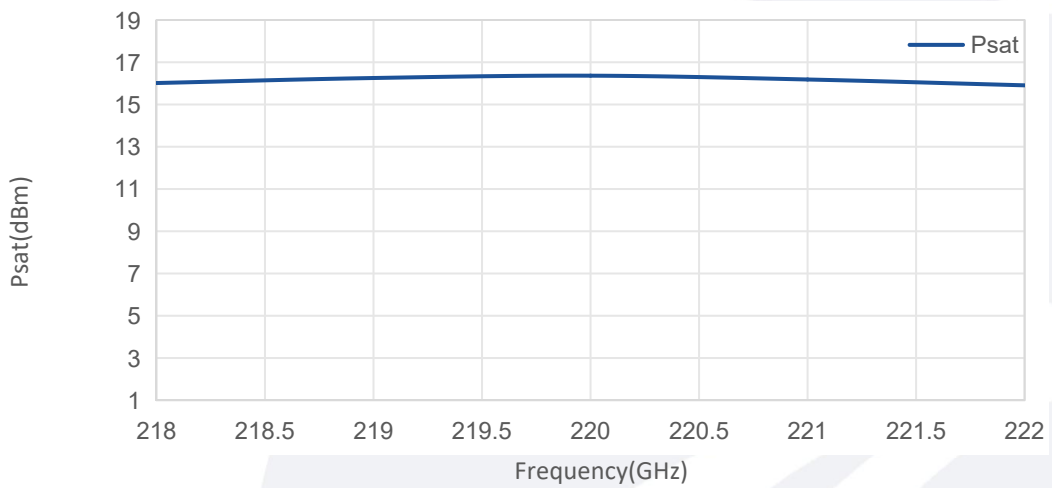
Note: Above data is for ref only, actual data may vary from unit to unit depending on operating environment and other factors like material lots etc.

典型曲线 Typical Performance Data:

VSWR vs Frequency



Psat vs Frequency



Note: Above data is for ref only, actual data may vary from unit to unit depending on operating environment and other factors like material lots etc.