

**Part No.: RS4W0001003-S**

**Power divider/Combiner 4Way SMA 50Ω 1to 30 MHz**

**电气特性 Electrical:**

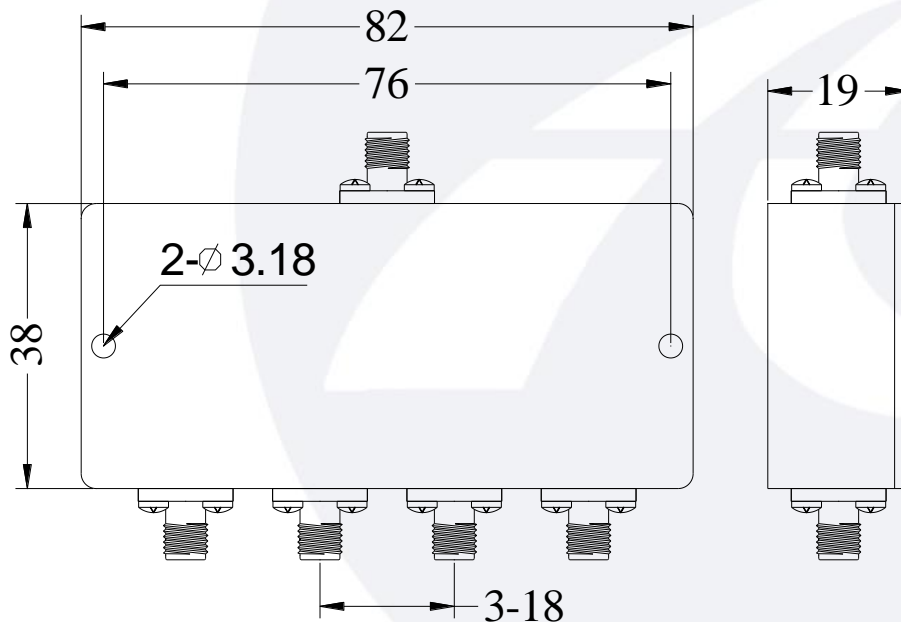
工作频率 Frequency Range: 1-30 MHz  
 插入损耗 Insertion Loss:  $\leq 1.4\text{dB}$   
 驻波 VSWR:  $\leq 1.35 : 1$   
 隔离 Isolation:  $\geq 20\text{dB}$   
 幅度平衡 Amplitude Balance:  $\leq \pm 0.3\text{dB}$   
 相位平衡 Phase Balance:  $\leq \pm 3^\circ$   
 耐功率 Power Handling: 3 Watt  
 阻抗 Impedance: 50 OHMS

**机械特性 Mechanical :**

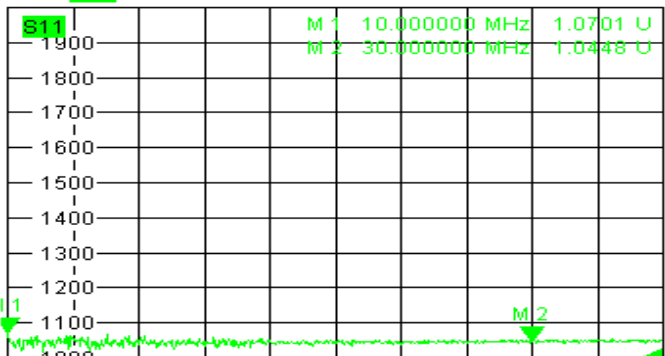
温度范围 Temperature Range:  $-55^\circ\text{C} - +85^\circ\text{C}$   
 接口 Connectors: SMA-Female  
 相对湿度 Relative Humidity: 0 ~ 90%

**外形尺寸 Outline Drawing:**

Unit: mm

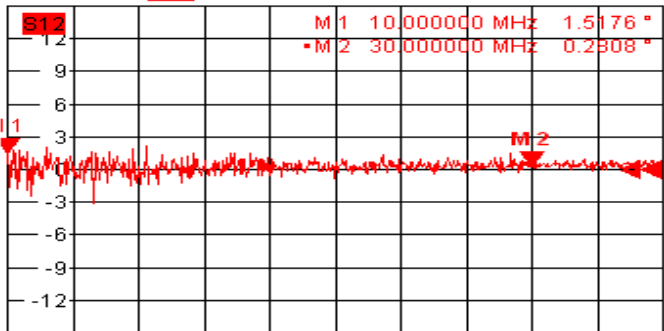


Trc1 **S11** SWR 100 mU/ Ref1 U Cal 1



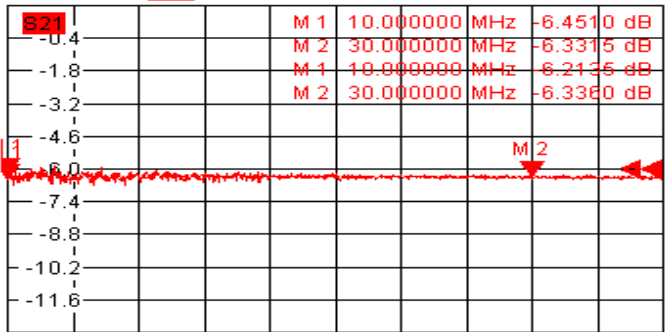
Ch1 Start 10 MHz Pwr 0 dBm Stop 35 MHz

Trc2 **S12** Phase 3° / Ref 0° Cal Math 2  
Mem6[Trc2] **S12** Phase 3° / Ref 0° Invisible



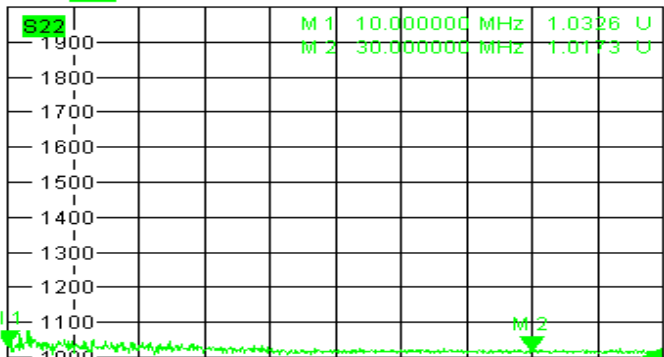
Ch1 Start 10 MHz Pwr 0 dBm Stop 35 MHz

Trc3 **S21** dB Mag 1.4 dB / Ref -6 dB Cal 3  
Mem5[Trc3] **S21** dB Mag 1.4 dB / Ref -6 dB



Ch1 Start 10 MHz Pwr 0 dBm Stop 35 MHz

Trc4 **S22** SWR 100 mU/ Ref1 U Cal 4

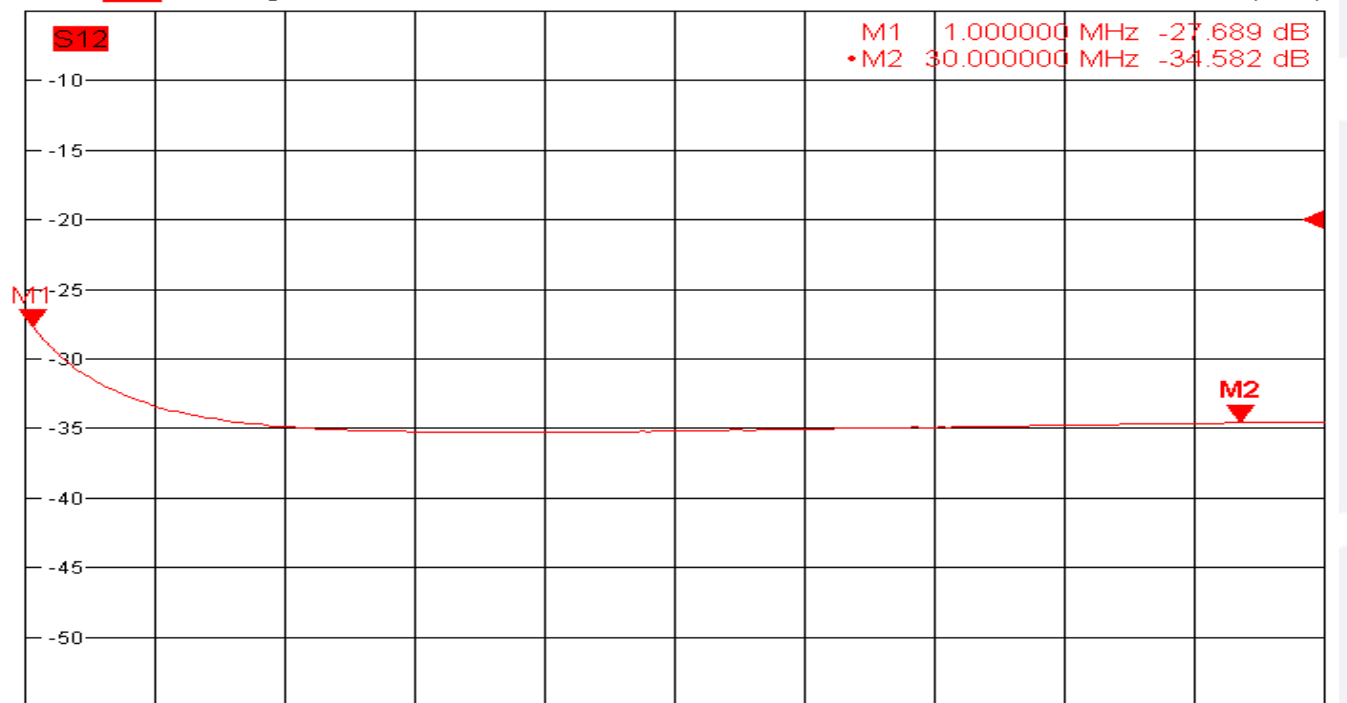


Ch1 Start 10 MHz Pwr 0 dBm Stop 35 MHz



Trc2 **S12** dB Mag 5 dB / Ref -20 dB Cal

2 (Max)



Ch1 fb Start 800 kHz

Pb 0 dBm

Stop 32 MHz