

Flexible Ultra Low Loss Coax Cable Assembly

A40/SMA Right Angle Male / SMA Right Angle Male/DC-18 GHz

Model: A40-SMAWMSMAWM-

L

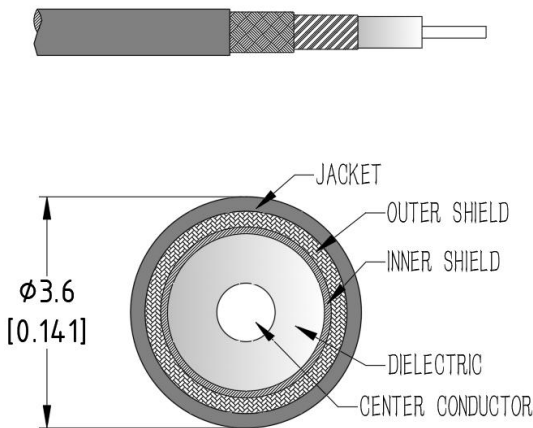
Features:

- Max Frequency 18 GHz
- VSWR max of 1.30
- Velocity of Propagation of 82%

Applications:

- Test & Measurement equipment
- Manufacturing lab
- WAN system equipment

Cable Cross Section:



Electrical Characteristics:

Parameter	Min	Typ	Max	Units
Frequency Range	DC		18	GHz
VSWR		1.25	1.3	:1
Velocity of propagation		82%		
Shielding Effectiveness	90			dB
Capacitance			81	pF/m
Phase Stability Vs. Flexure@18GHz		± 2		$^{\circ}$
Amplitude Stability Vs. Flexure@18GHz		± 0.03		dB
Phase Stability Vs. Temperature			550	PPM

Environmental And Physical Characteristics:

Description	Parameter	Units
Cable Diameter	3.6	mm
Cable Jacket	FEP	
Min. Bending Radius	18	mm
Typical Flex life	50000	
Operating Temperature	-55 to +125	$^{\circ}\text{C}$
Storage Temperature	-55 to +125	$^{\circ}\text{C}$

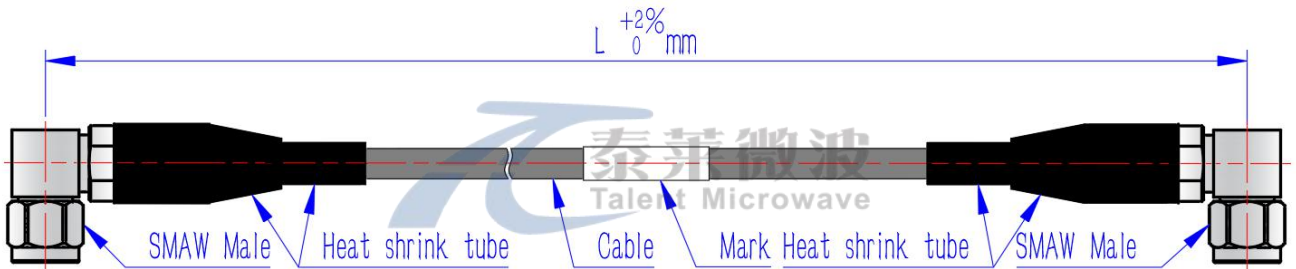
Cable Performance By Frequency

Frequency	2 GHz	4 GHz	6 GHz	8 GHz	10 GHz	12 GHz	16 GHz	18 GHz
Insertion Loss (dB/m Max)	0.53	0.76	0.94	1.09	1.22	1.35	1.57	1.67
RF Power CW (W Max.)	359	255	204	176	157	142	122	115

Connectors:

Description	Connector 1	Connector 2
Type	SMA Right Angle Male	SMA Right Angle Male
Contact Material And Plating	Beryllium Copper, Gold	Beryllium Copper, Gold
Dielectric Type	PTFE	PTFE
Body Material And Plating	Passivated Stainless Steel	Passivated Stainless Steel
Insertion Loss (dB Max)	$0.07 * \sqrt{f_GHz}$	$0.07 * \sqrt{f_GHz}$

Outline Drawing:



Ordering Information:

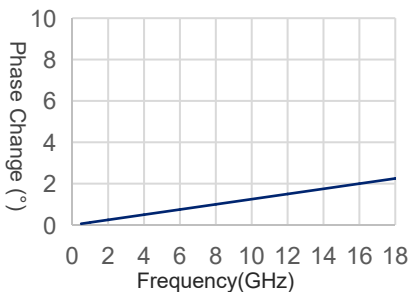
Base Number	Length (Unit meters)	Armour	Phase/delay Matched
A40-SMAWMSMAWM	-L	LEAVE BLANK(NOT REQUIRED) -A(默认黑色尼龙铠甲) -AS(不锈钢铠甲) -AP(PUR防水铠甲) -AT(透明铠甲)	LEAVE BLANK(NOT REQUIRED) -XXPS($\pm XX$ PS) -XX°($\pm XX^\circ$)

Typical Performance Data:

Model:A40-SMAWMSMAWM-1m

Frequency	2 GHz		6 GHz		12 GHz		18 GHz	
	Typ	Max	Typ	Max	Typ	Max	Typ	Max
Insertion Loss	0.60	0.72	0.96	1.07	1.52	1.60	1.70	1.88
VSWR	1.05	1.1	1.08	1.15	1.1	1.25	1.2	1.30

A40
Phase VS Flexure



A40-SMAWMSMAWM-1m
INSERTION LOSS

