

Part No:RS4W0430-S

Power divider/Combiner 4Way SMA50Ω 0.4 to 3GHz

电气特性 ELECTRICAL:

工作频率 Frequency Range: 0.4-3GHz
 插入损耗 Insertion Loss: $\leq 2.0\text{dB}$
 驻波 VSWR: $\leq 1.40: 1$
 隔离 Isolation: $\geq 16\text{dB}$
 幅度平衡 Amplitude Balance: $\leq \pm 1.0\text{dB}$
 相位平衡 Phase Balance: $\leq \pm 10^\circ$
 耐功率 Power Handling: 30 Watt
 阻抗 Impedance: 50 OHMS

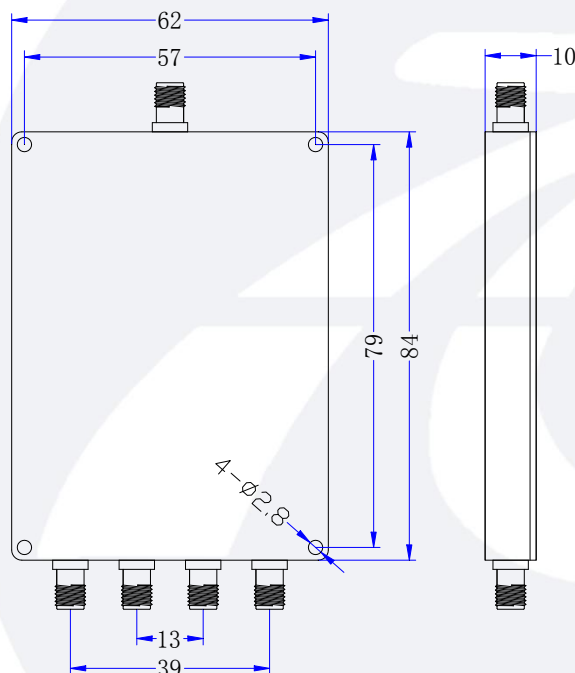


机械特性 MECHANICAL :

温度范围 Temperature Range: $-55^\circ\text{C} - +85^\circ\text{C}$
 接口 Connectors: SMA-Female
 相对湿度 Relative Humidity: 0 ~ 90%

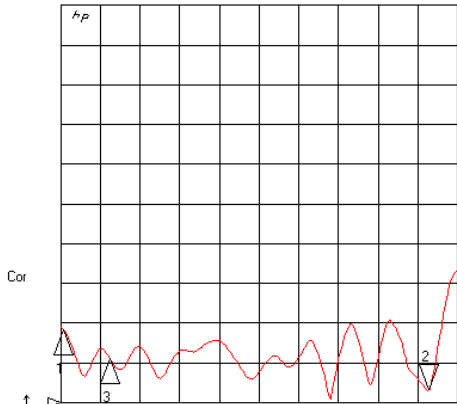
外形尺寸 Outline Drawing:

Unit: mm



11 Oct 2017 09:35:09

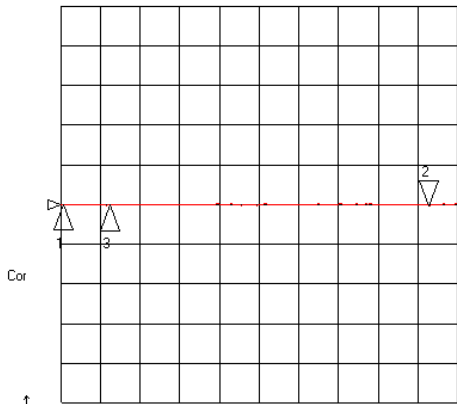
CH1 SWR 100 m / REF 1
S11 2 : 1.0333 3.000 000 000 GHz



CH1 Markers
1 : 1.1841
400.000 MHz
3 : 1.1113
728.151 MHz

START 380.000 MHz STOP 3200.000 MHz

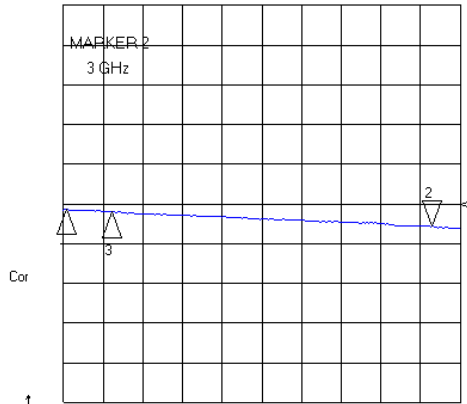
CH3 PHA 5 ° / REF 0 °
S12/M 2 : -77.060 m ° 3.000 000 000 GHz



CH3 Markers
1 : 58.545 m °
400.000 MHz
3 : -13.975 m °
728.151 MHz

START 380.000 MHz STOP 3200.000 MHz
2017-10-11 16:57:52

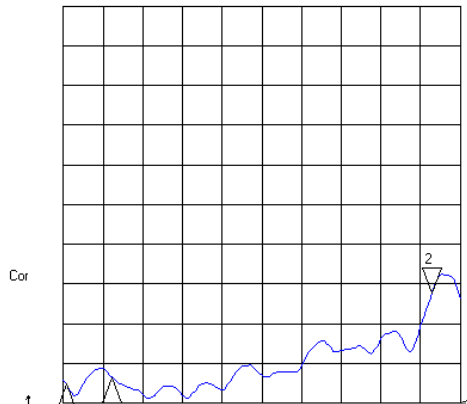
CH2 LOG 2 dB / REF -6 dB
S21 2 : -7.1230 dB 3.000 000 000 GHz



CH2 Markers
1 : -6.2640 dB
400.000 MHz
3 : -6.4000 dB
728.151 MHz

START 380.000 MHz STOP 3200.000 MHz

CH4 SWR 100 m / REF 1
S22 2 : 1.2782 3.000 000 000 GHz



CH4 Markers
1 : 1.0478
400.000 MHz
3 : 1.0639
728.151 MHz

START 380.000 MHz STOP 3200.000 MHz