

**Part No:RS4W2040-S**

**Power divider/Combiner 4Way SMA50Ω 2 to 4GHz**

**电气特性 ELECTRICAL:**

工作频率 Frequency Range: 2-4GHz  
 插入损耗 Insertion Loss:  $\leq 0.5\text{dB}$   
 驻波 VSWR:  $\leq 1.25:1$   
 隔离 Isolation:  $\geq 20\text{dB}$   
 幅度平衡 Amplitude Balance:  $\leq \pm 0.3\text{dB}$   
 相位平衡 Phase Balance:  $\leq \pm 3^\circ$   
 耐功率 Power Handling: 30 Watt  
 阻抗 Impedance: 50 OHMS

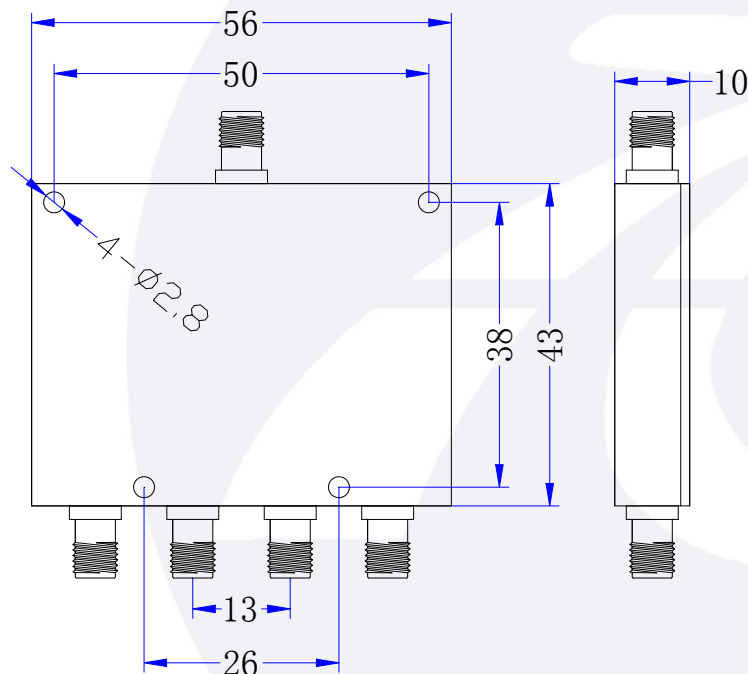


**机械特性 MECHANICAL :**

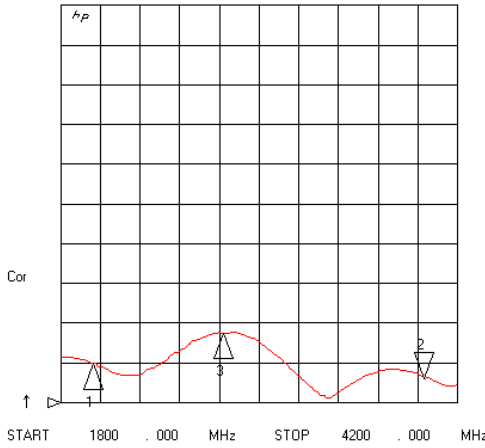
温度范围 Temperature Range:  $-55^\circ\text{C} - +85^\circ\text{C}$   
 接口 Connectors: SMA-Female  
 相对湿度 Relative Humidity: 0 ~ 90%

**外形尺寸 Outline Drawing:**

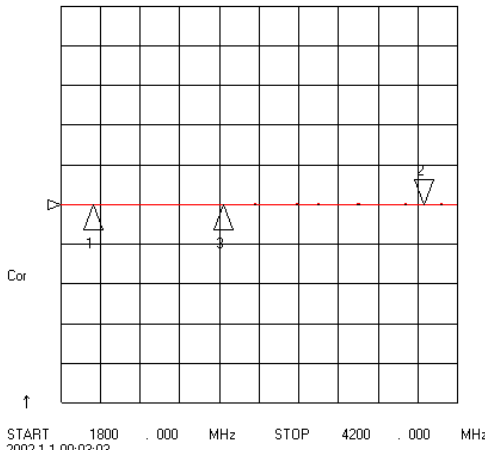
Unit: mm



CH1 SWR 100 m / REF 1  
S11 2 : 1.0625 4.000 000 000 GHz

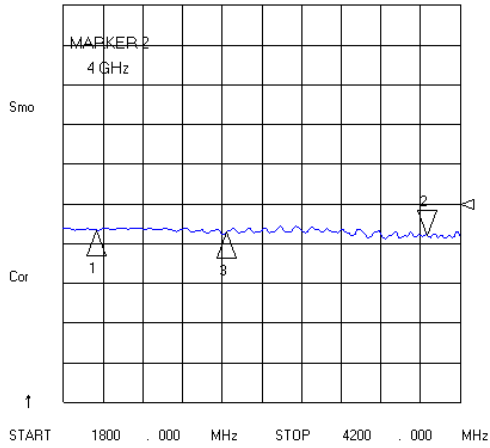


CH3 PHA 3 ° / REF 0 °  
S12/M 2 : 8.2397 m ° 4.000 000 000 GHz



17 Apr 2020 07:59:42

CH2 LOG .5 dB / REF -6 dB  
S21 2 : -6.3920 dB 4.000 000 000 GHz



CH4 SWR 100 m / REF 1  
S22 2 : 1.1797 4.000 000 000 GHz

