

Part No:RS4W50265-S

Power divider/Combiner4Way SMA50Ω 5 to 26.5GHz

电气特性 ELECTRICAL:

工作频率 Frequency Range: 5-26.5GHz
 插入损耗 Insertion Loss: $\leq 2.8\text{dB}$
 驻波 VSWR: $\leq 1.80: 1$
 隔离 Isolation: $\geq 15\text{dB}$
 幅度平衡 Amplitude Balance: $\leq \pm 0.6\text{dB}$
 相位平衡 Phase Balance: $\leq \pm 8^\circ$
 耐功率 Power Handling: 20 Watt
 阻抗 Impedance: 50 OHMS

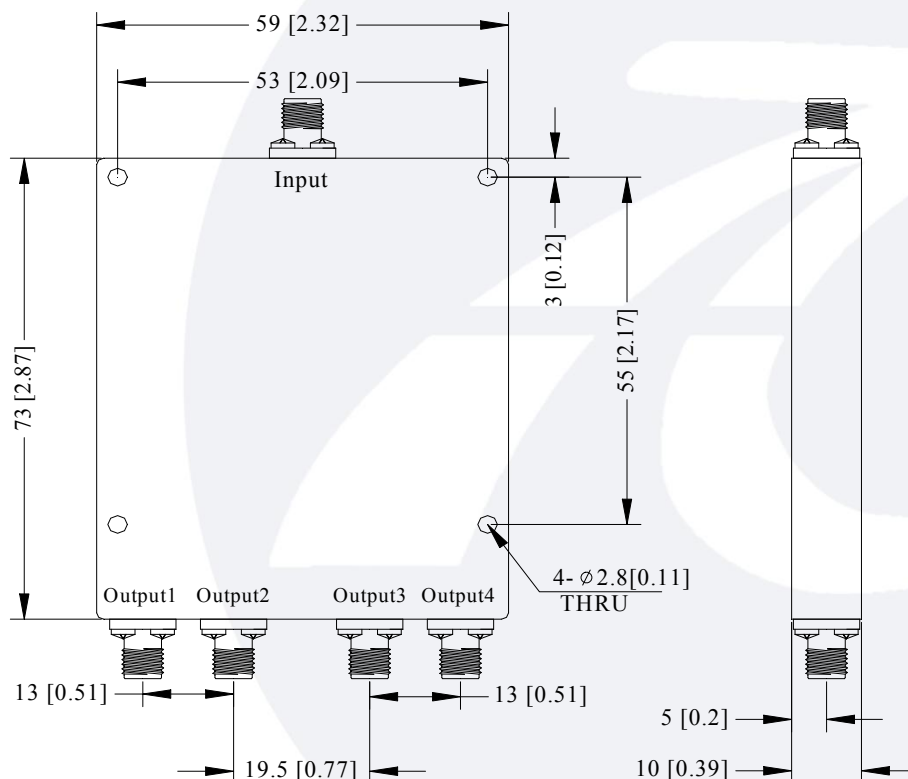


机械特性 MECHANICAL :

温度范围 Temperature Range: $-55^\circ\text{C} - +85^\circ\text{C}$
 接口 Connectors: SMA-Female
 相对湿度 Relative Humidity: 0 ~ 90%

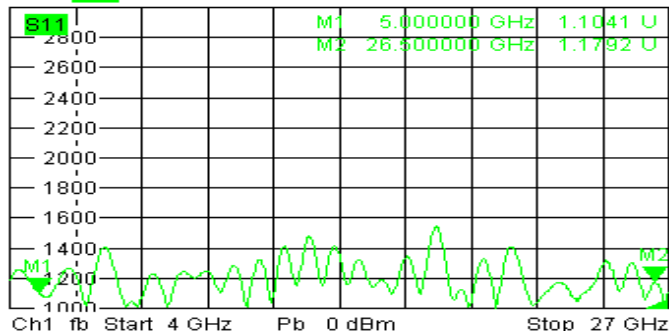
外形尺寸 Outline Drawing:

Unit: mm

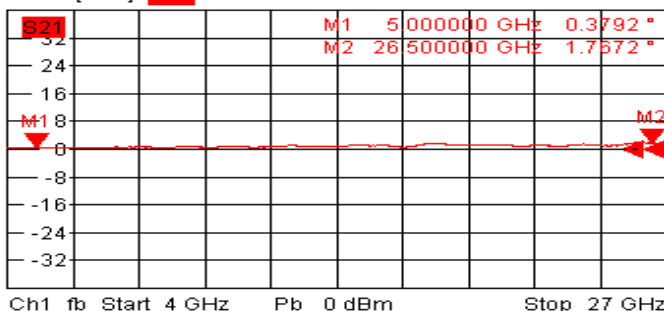




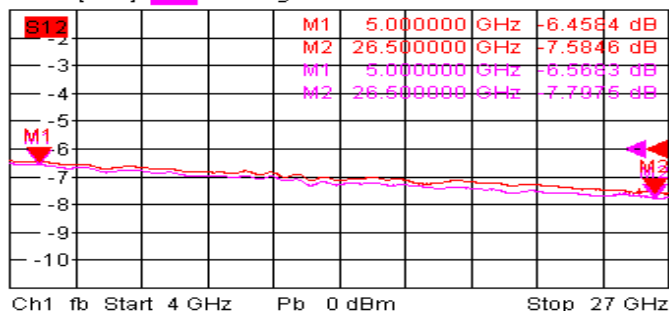
Trc1 **S11** SWR 200 mU/ Ref1 U Cal 1



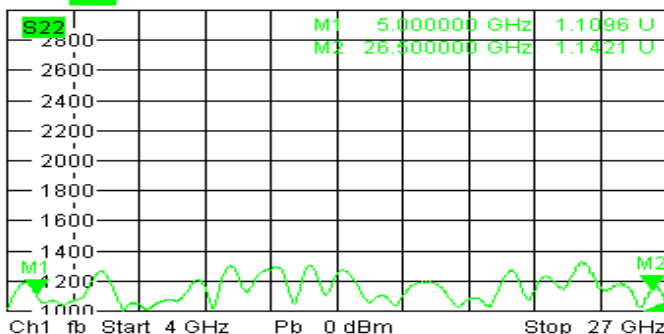
Trc2 **S21** Phase 8° / Ref 0° Cal Math 2
Mem5[Trc2] **S21** Phase 8° / Ref 0° Invisible



Trc3 **S12** dB Mag 1 dB / Ref -6 dB Cal 3
Mem6[Trc3] **S12** dB Mag 1 dB / Ref -6 dB



Trc4 **S22** SWR 200 mU/ Ref1 U Cal 4

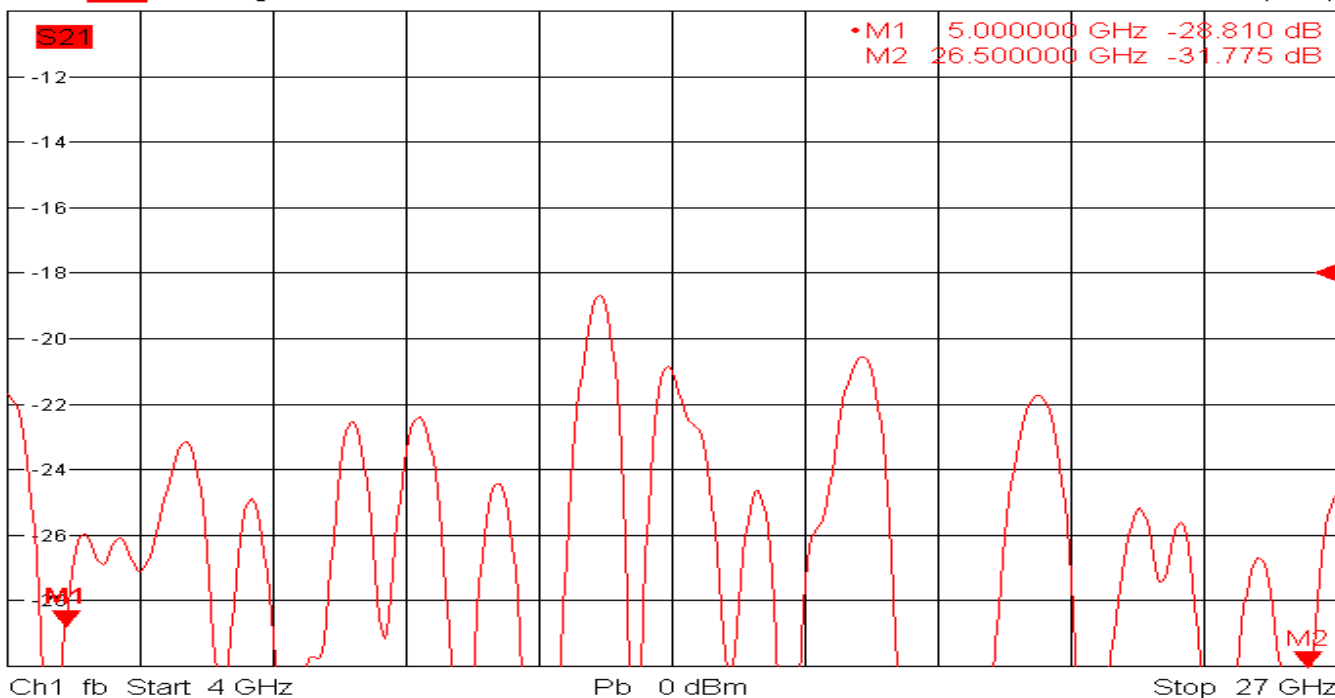


4/22/2019, 6:44 AM



Trc2 **S21** dB Mag 2 dB / Ref -18 dB Cal

2 (Max)



4/22/2019, 6:47 AM