

## Low Noise Amplifier

1-10GHz/1.1dB NF/25dB Gain/16dBm P1dB

Model: TLLA1G10G-25-11

TLLA1G10G-25-11 is a low noise amplifier with a minimum small signal gain of 25 dB and a nominal noise figure of 1.1 dB across the frequency range of 1 to 10 GHz. The DC power requirement for the amplifier is +12 V DC/100 mA. The input and output port configuration offers coax adapter structure with SMA female.

### Features:

- Frequency range: 1-10GHz
- Gain: 25dB Min
- Noise Figure: 1.1dB Typ
- Good Power and Gain Flatness
- 50 Ohm Matched Input / Output

### Applications:

- Communication systems

### Electrical Characteristics:

Parameter	Min	Typ	Max	Units
Frequency range	1		10	GHz
Small Signal Gain	25			dB
Gain Flatness		±1.0		dB
Noise Figure		1.1		dB
Output P1dB	14	16		dBm
Input VSWR		2.0	2.2	:1
Output VSWR		2.0	2.2	:1
DC Voltage		+12		V DC
DC Supply Current		100		mA
Impedance		50		Ohms

### Mechanical Specifications:

Parameter	Value	Units
Input /Output Connector	SMA Female/SMA Female	
DC Bias	Solder Pin	
Size	32.1*29.2*11	mm

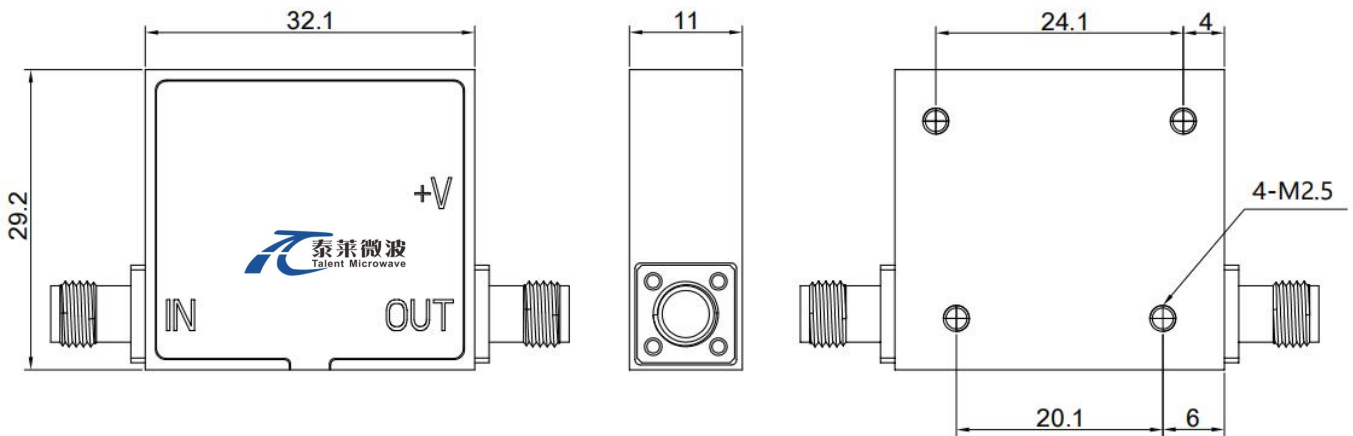
### Absolute Maximum Ratings:

Parameter	Value
Supply Bias Voltage	+15 V
RF Input Power	+15 dBm
ESD sensitivity (HBm)	Class 0, passed 150V




### Outline Drawing:

Unit:mm



### \*\*\*Heat Sink Required During Operation



ESD Protection: Strictly adhere to ESD precautions to prevent electrostatic damage.

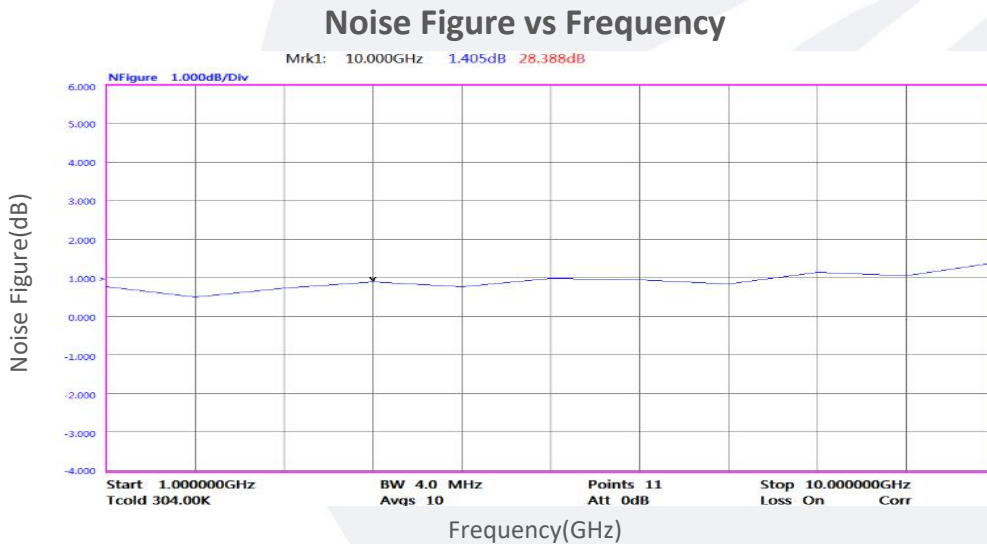
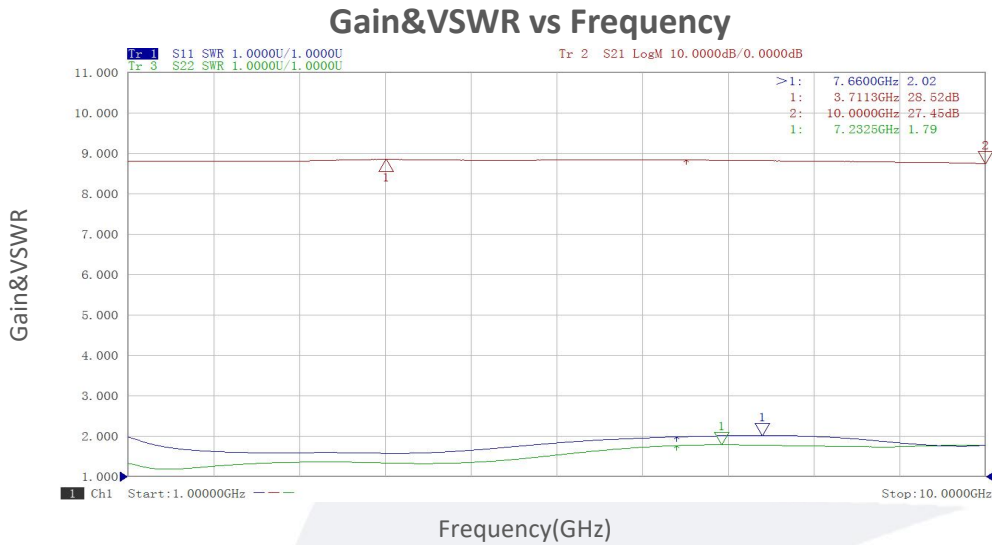
### Environmental Conditions:

Parameter	Min	Typ	Max	Units
Operating Temperature	-45		+85	°C
Non-operating Temperature	-55		+125	°C
Relative humidity		95		%
Altitude		10,000		feet
Shock / Vibration(MIL-STD-810F)	25g rms (15 degree 2KHz) endurance, 1 hour per axis			
Shock(non operating)	20G for 11msc half sin wave,3 axis both directions			

### Ordering Information:

Base Number	Description	Revision
TLLA1G10G-25-11	Low Noise Amplifier, 1-10GHz, Noise Figure:1.1dB, Gain:25dB,P1dB:16dBm,+12V DC,Without Heatsink	Rev.1.1
TLLA1G10G-25-11-HS	Low Noise Amplifier, 1-10GHz, Noise Figure:1.1dB, Gain:25dB,P1dB:16dBm,+12V DC,With Heatsink	Rev.1.1

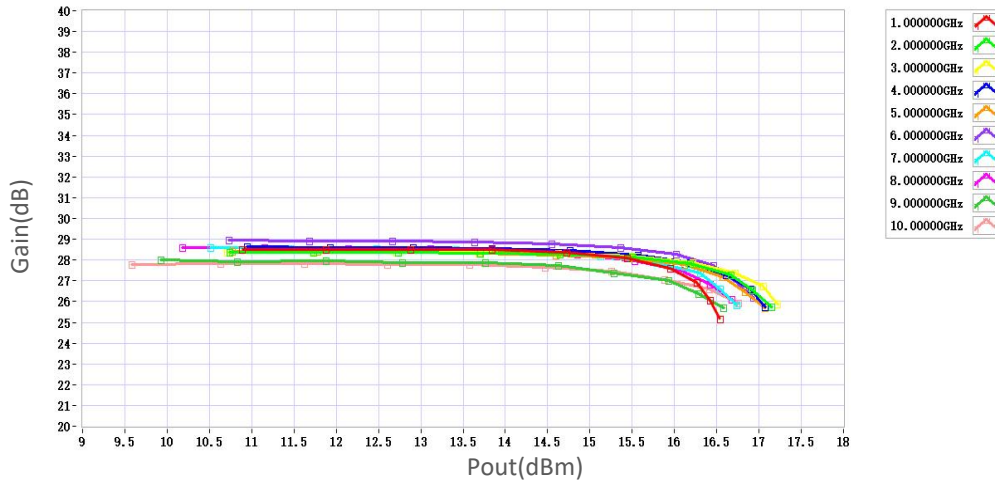
### Typical Performance Data:



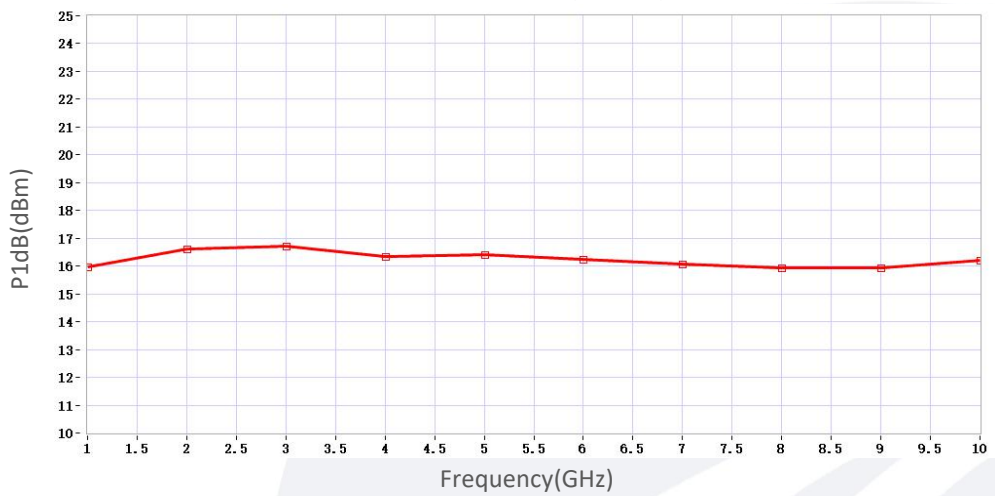
Note: Above data is for ref only, actual data may vary from unit to unit depending on operating environment and other factors like material lots etc.

## Typical Performance Data:

### Gain vs Output Power



### P1dB vs Frequency



Note: Above data is for ref only, actual data may vary from unit to unit depending on operating environment and other factors like material lots etc.