

Low Noise Amplifier

3-8GHz/0.9dB NF/21dB Gain/17dBm P1dB

Model: TLLA3G8G-21-09

TLLA3G8G-21-09 is a low noise amplifier with a typical small signal gain of 21 dB and a nominal noise figure of 0.9 dB across the frequency range of 3 to 8 GHz. The DC power requirement for the amplifier is +8 V DC/50 mA. The input and output port configuration offers coax adapter structure with SMA female.

Features:

- Frequency range: 3-8GHz
- Gain: 21dB Typ
- Noise Figure: 0.9dB Typ
- Good Power and Gain Flatness
- 50 Ohm Matched Input / Output

Applications:

- Communication systems

Electrical Characteristics:

Parameter	Min	Typ	Max	Units
Frequency range	3		8	GHz
Small Signal Gain	20	21		dB
Gain Flatness		±1.0		dB
Noise Figure		0.9		dB
Output P1dB	16	17		dBm
Output Psat	17	18		dBm
Input VSWR		2.5		:1
Output VSWR		2		:1
DC Voltage	+5.5	+8	+12	V DC
DC Supply Current		50		mA
Impedance		50		Ohms

Mechanical Specifications:

Parameter	Value	Units
Input /Output Connector	SMA Female/SMA Female	
DC Bias	Solder Pin	
Size	28*20*10	mm

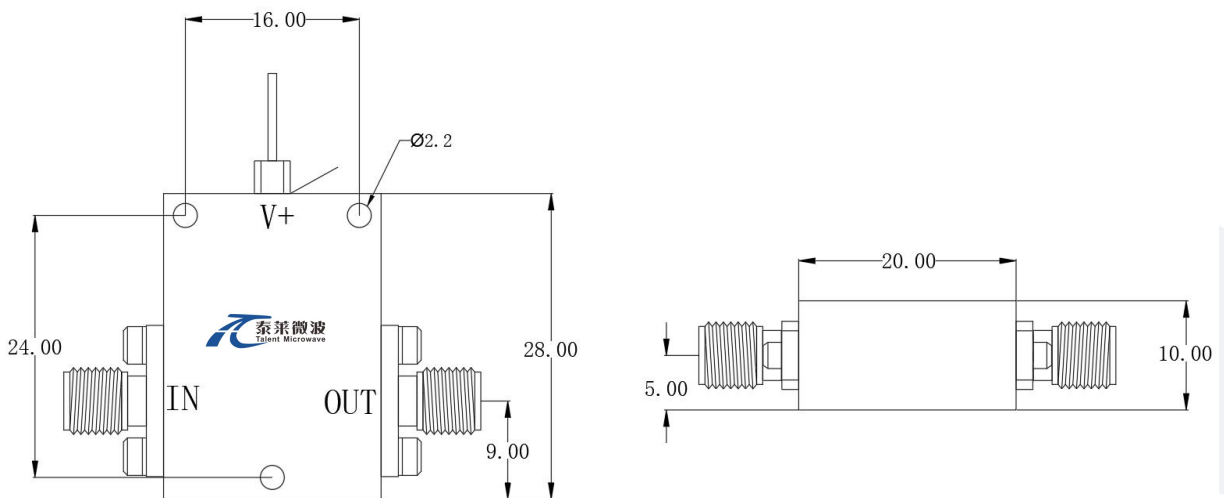
Absolute Maximum Ratings:

Parameter	Value
Supply Bias Voltage	+12 V
RF Input Power	+10 dBm
ESD sensitivity (HBm)	Class 0, passed 150V



Outline Drawing:

Unit:mm



***Heat Sink Required During Operation



ESD Protection: Strictly adhere to ESD precautions to prevent electrostatic damage.

Environmental Conditions:

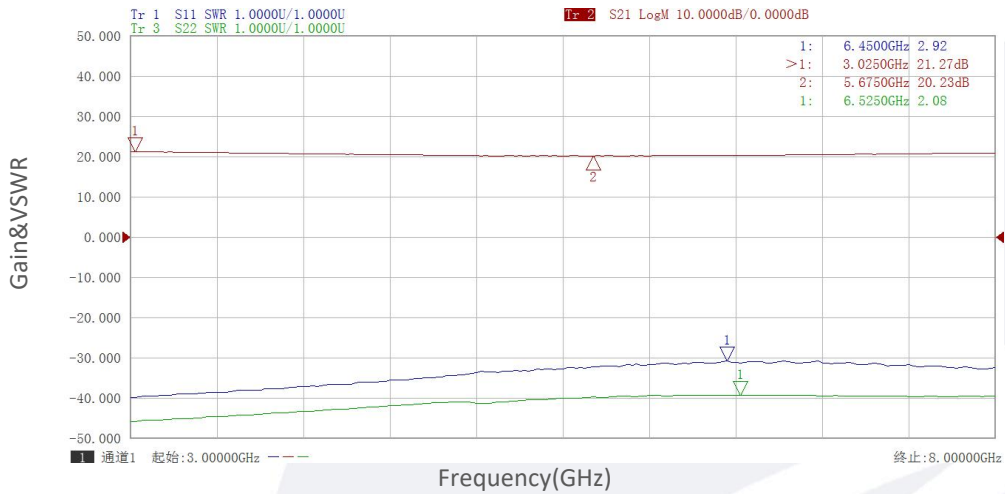
Parameter	Min	Typ	Max	Units
Operating Temperature	-45		+85	°C
Non-operating Temperature	-55		+125	°C
Relative humidity		95		%
Altitude	50,000			feet
Shock / Vibration(MIL-STD-810F)	25g rms (15 degree 2KHz) endurance, 1 hour per axis			
Shock(non operating)	20G for 11msc half sin wave,3 axis both directions			

Ordering Information:

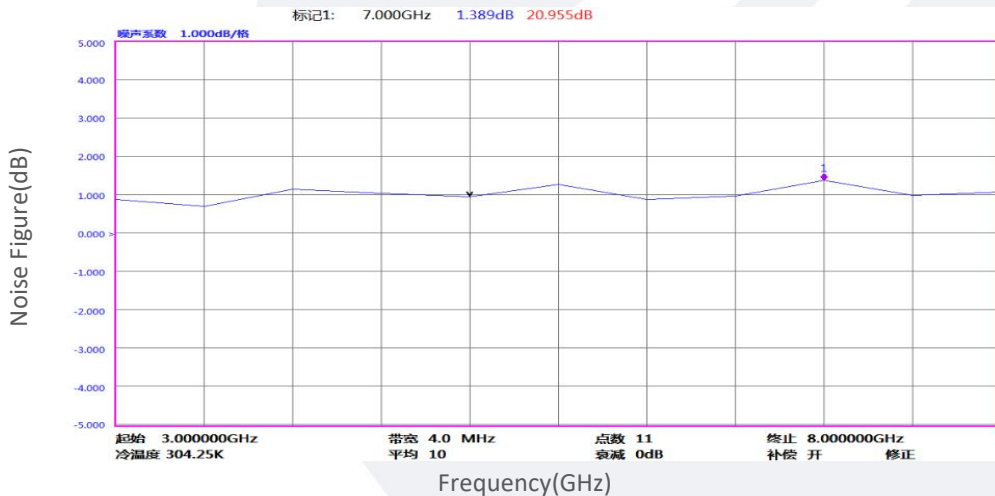
Base Number	Description	Revision
TLLA3G8G-21-09	Low Noise Amplifier, 3-8GHz, Noise Figure:0.9dB, Gain:21dB,P1dB:17dBm,+8V DC,Without Heatsink	Rev.1.1
TLLA3G8G-21-09-HS	Low Noise Amplifier, 3-8GHz, Noise Figure:0.9dB, Gain:21dB,P1dB:17dBm,+8V DC,With Heatsink	Rev.1.1

Typical Performance Data:

Gain&VSWR vs Frequency



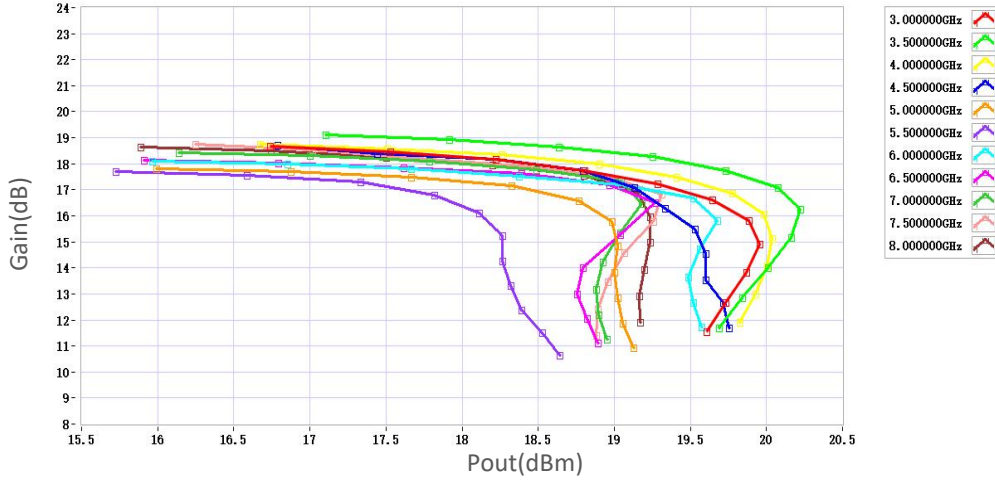
Noise Figure vs Frequency



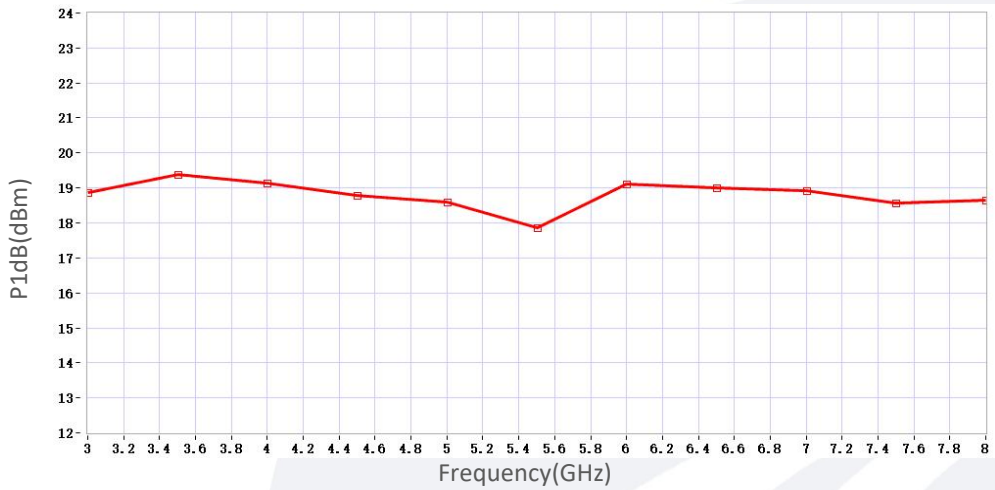
Note: Above data is for ref only, actual data may vary from unit to unit depending on operating environment and other factors like material lots etc.

Typical Performance Data:

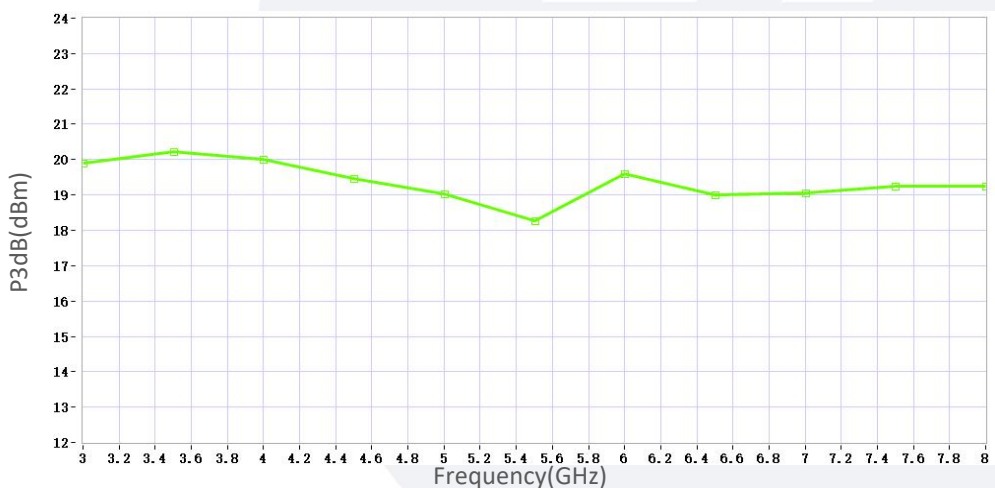
Gain vs Output Power



P1dB vs Frequency

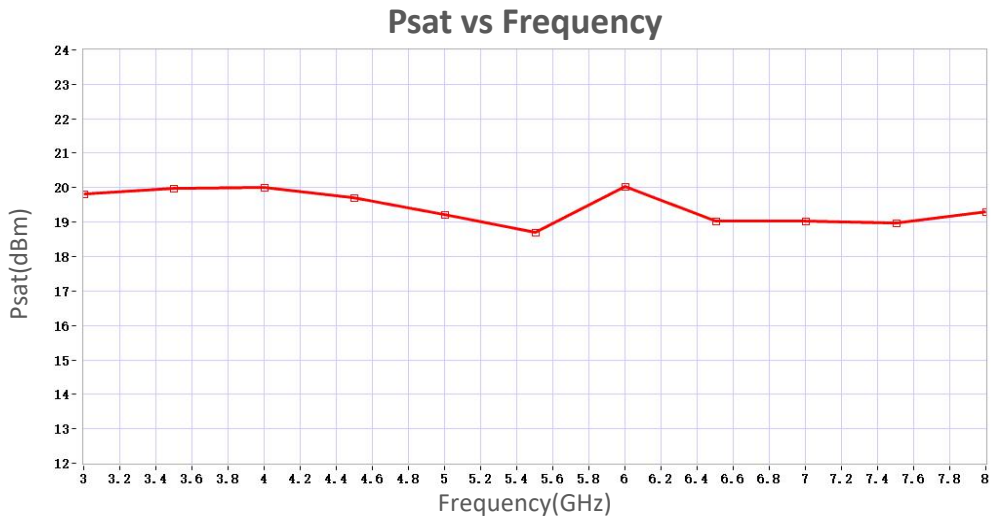


P3dB vs Frequency



Note: Above data is for ref only, actual data may vary from unit to unit depending on operating environment and other factors like material lots etc.

Typical Performance Data:



Note: Above data is for ref only, actual data may vary from unit to unit depending on operating environment and other factors like material lots etc.