

## Low Noise Amplifier

18-40GHz/3.5dB NF/36dB Gain/15dBm P1dB

Model: TLLA18G40G-36-35

TLLA18G40G-36-35 is a low noise amplifier with a typical small signal gain of 36 dB and a maximum noise figure of 3.5 dB across the frequency range of 18 to 40 GHz. The DC power requirement for the amplifier is +12 V DC/80 mA. The input and output port configuration offers coax adapter structure with 2.92mm female.

### Features:

- Frequency range: 18-40GHz
- Gain: 36dB Typ
- Noise Figure: 3.5dB Max
- Good Power and Gain Flatness
- 50 Ohm Matched Input / Output

### Applications:

- Communication systems

### Electrical Characteristics:

Parameter	Min	Typ	Max	Units
Frequency range	18		40	GHz
Small Signal Gain		36		dB
Gain Flatness			±2.5	dB
Noise Figure		3.0	3.5	dB
Output P1dB		15		dBm
Spurious		-60		dBc
Input VSWR			2.2	:1
Output VSWR			2.2	:1
DC Voltage	+8	+12	+15	V DC
DC Supply Current		80		mA
Impedance		50		Ohms

### Mechanical Specifications:

Parameter	Value	Units
Input /Output Connector	2.92mm Female/2.92mmFemale	
DC Bias	Solder Pin	
Size	44.8*29.2*11	mm
Weight	55	g

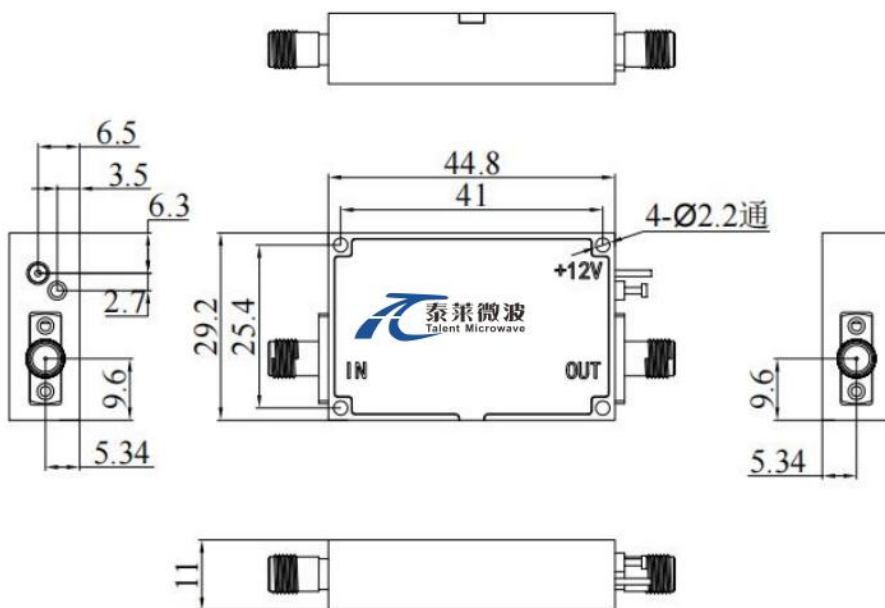
### Absolute Maximum Ratings:

Parameter	Value
Supply Bias Voltage	+15 V
RF Input Power	+15 dBm
ESD sensitivity (HBm)	Class 0, passed 150V



### Outline Drawing:

Unit:mm



### \*\*\*Heat Sink Required During Operation



ESD Protection: Strictly adhere to ESD precautions to prevent electrostatic damage.

### Environmental Conditions:

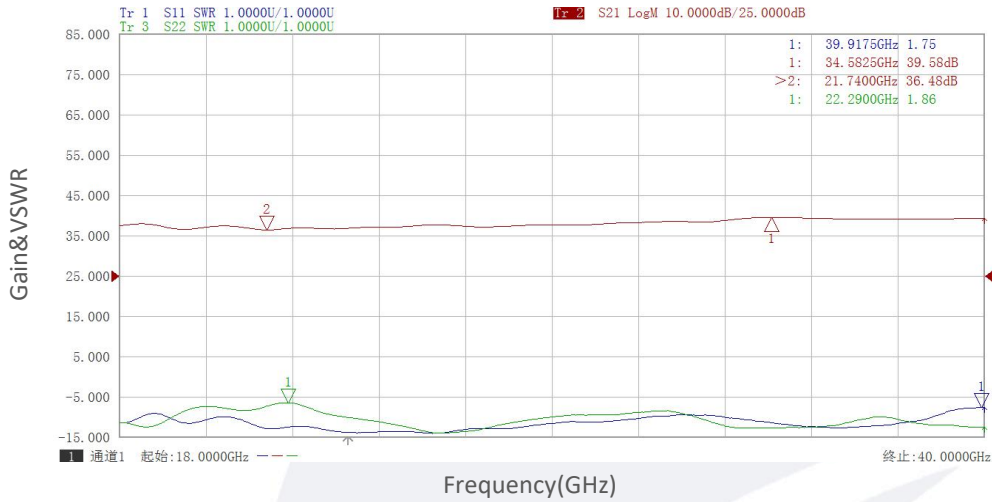
Parameter	Min	Typ	Max	Units
Operating Temperature	-45		+85	°C
Non-operating Temperature	-55		+125	°C
Relative humidity		95		%
Altitude	50,000			feet
Shock / Vibration(MIL-STD-810F)	25g rms (15 degree 2KHz) endurance, 1 hour per axis			
Shock(non operating)	20G for 11msc half sin wave,3 axis both directions			

### Ordering Information:

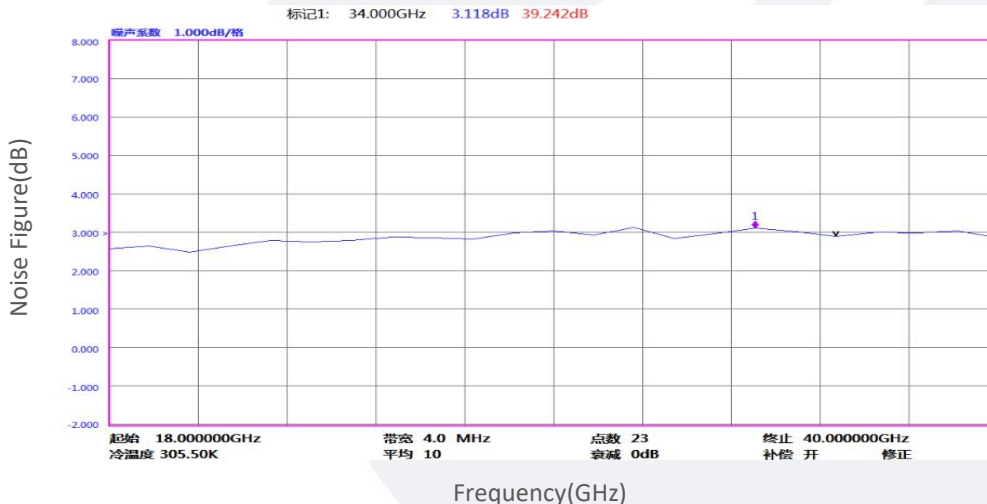
Base Number	Description	Revision
TLLA18G40G-36-35	Low Noise Amplifier, 18-40GHz, Noise Figure:3.5dB, Gain:36dB,P1dB:15dBm,+12V DC,Without Heatsink	Rev.1.1
TLLA18G40G-36-35-HS	Low Noise Amplifier, 18-40GHz, Noise Figure:3.5dB, Gain:36dB,P1dB:15dBm,+12V DC,With Heatsink	Rev.1.1

### Typical Performance Data:

#### Gain&VSWR vs Frequency



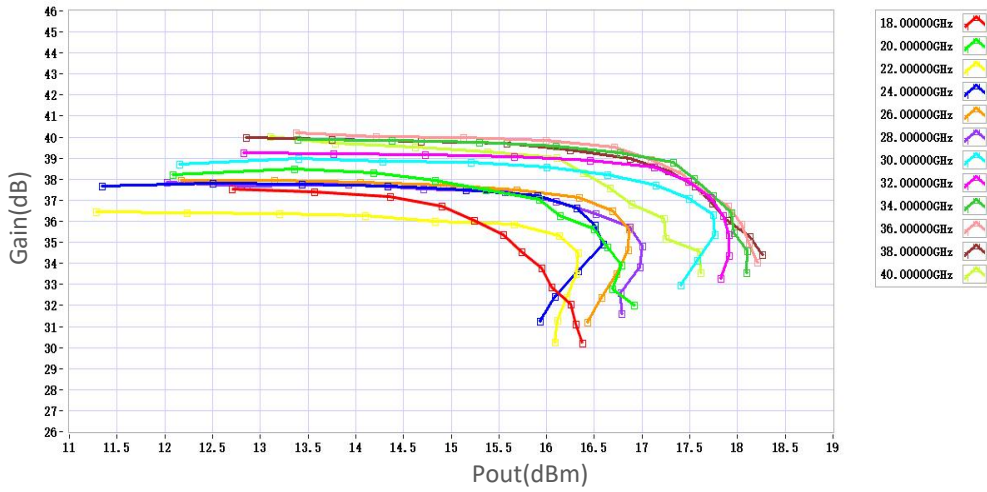
#### Noise Figure vs Frequency



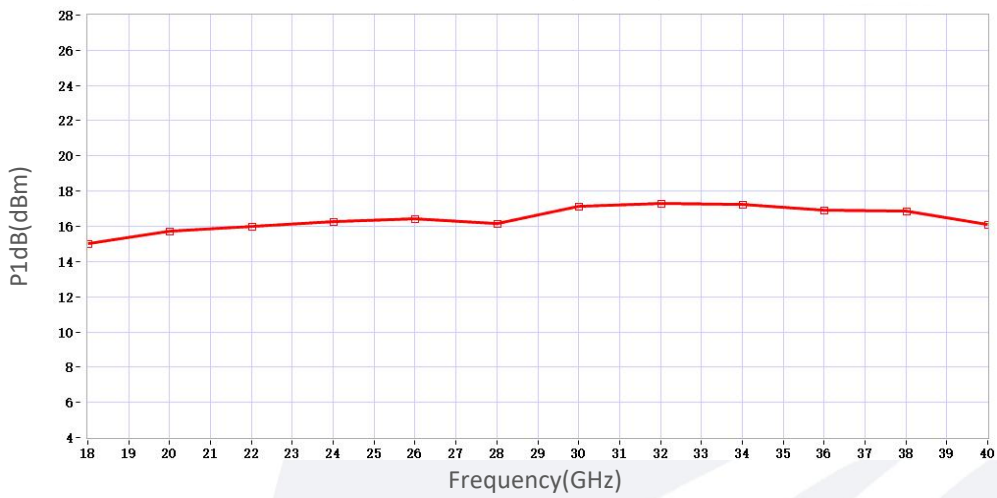
Note: Above data is for ref only, actual data may vary from unit to unit depending on operating environment and other factors like material lots etc.

**Typical Performance Data:**

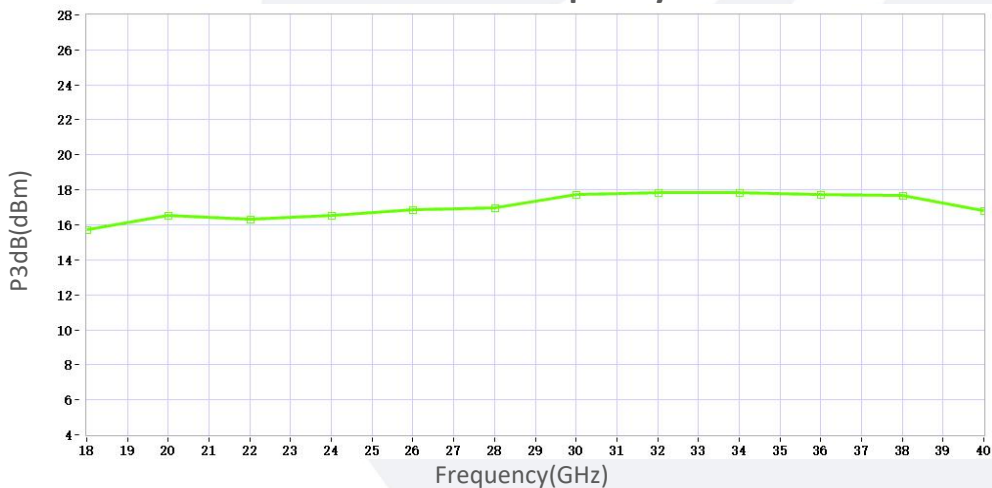
**Gain vs Output Power**



**P1dB vs Frequency**



**P3dB vs Frequency**



Note: Above data is for ref only, actual data may vary from unit to unit depending on operating environment and other factors like material lots etc.