

Low Noise Amplifier

18-40GHz/2.5dB NF/53dB Gain/16dBm P1dB

Model: TLLA18G40G-53-30

TLLA18G40G-53-30 is a low noise amplifier with a typical small signal gain of 53 dB and a nominal noise figure of 2.5 dB across the frequency range of 18 to 40 GHz. The DC power requirement for the amplifier is +12 V DC/180 mA. The input and output port configuration offers coax adapter structure with 2.92mm female.

Features:

- Frequency range: 18-40GHz
- Gain: 53dB Typ
- Noise Figure: 2.5dB Typ
- Good Power and Gain Flatness
- 50 Ohm Matched Input / Output

Applications:

- Communication systems

Electrical Characteristics:

Parameter	Min	Typ	Max	Units
Frequency range	18		40	GHz
Small Signal Gain	50	53		dB
Gain Flatness		±3		dB
Noise Figure		2.5	3.5	dB
Output P1dB		16		dBm
Input VSWR		2.5		:1
Output VSWR		2		:1
DC Voltage		+12	+15	V DC
DC Supply Current		180		mA
Impedance		50		Ohms

Mechanical Specifications:

Parameter	Value	Units
Input /Output Connector	2.92mm Female/2.92mm Female	
DC Bias	Solder Pin	
Size	50*30*11	mm
Weight	55	g

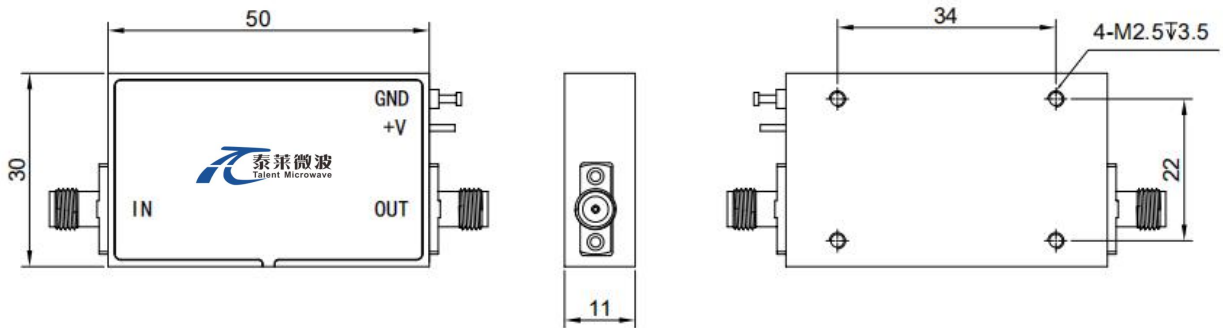
Absolute Maximum Ratings:

Parameter	Value
Supply Bias Voltage	+15 V
RF Input Power	15 dBm
ESD sensitivity (HBm)	Class 0, passed 150V



Outline Drawing:

Unit:mm



***Heat Sink Required During Operation



ESD Protection: Strictly adhere to ESD precautions to prevent electrostatic damage.

Environmental Conditions:

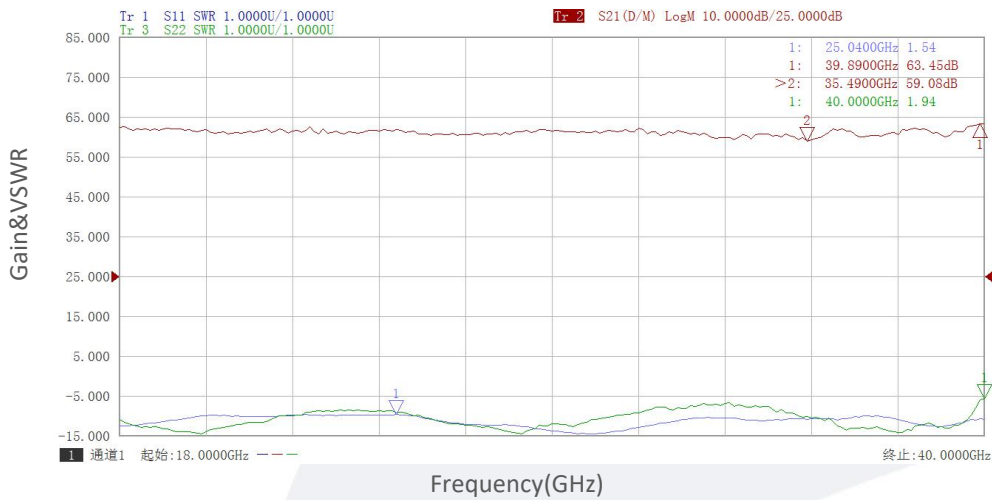
Parameter	Min	Typ	Max	Units
Operating Temperature	-40		+85	°C
Non-operating Temperature	-55		+125	°C
Relative humidity		95		%
Altitude	50,000			feet
Shock / Vibration(MIL-STD-810F)	25g rms (15 degree 2KHz) endurance, 1 hour per axis			
Shock(non operating)	20G for 11msc half sin wave,3 axis both directions			

Ordering Information:

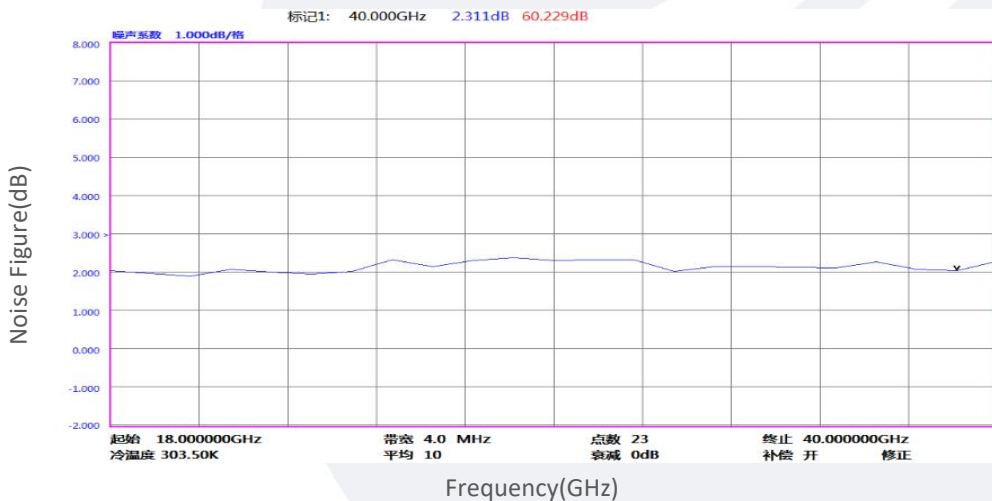
Base Number	Description	Revision
TLLA18G40G-53-30	Low Noise Amplifier, 18-40GHz, Noise Figure:2.5dB, Gain:53 dB,P1dB:16dBm,+12V DC,Without Heatsink	Rev.1.1
TLLA18G40G-53-30-HS	Low Noise Amplifier, 18-40GHz, Noise Figure:2.5dB, Gain:53 dB,P1dB:16dBm,+12V DC,With Heatsink	Rev.1.1

Typical Performance Data:

Gain&VSWR vs Frequency



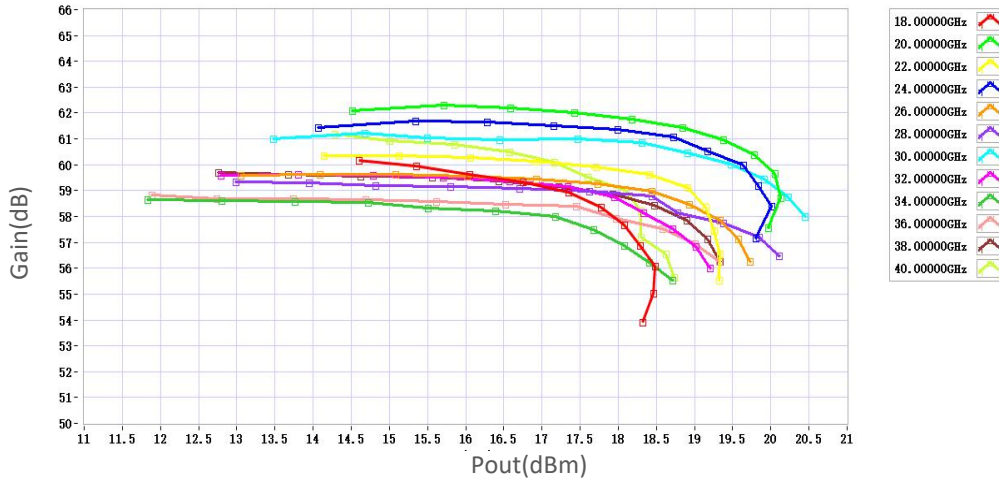
Noise Figure vs Frequency



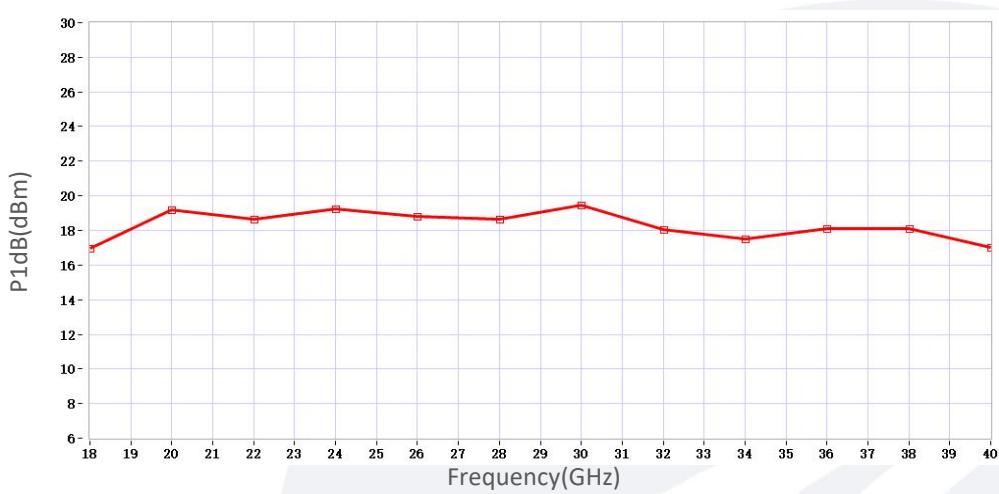
Note: Above data is for ref only, actual data may vary from unit to unit depending on operating environment and other factors like material lots etc.

Typical Performance Data:

Gain vs Output Power



P1dB vs Frequency



Note: Above data is for ref only, actual data may vary from unit to unit depending on operating environment and other factors like material lots etc.