

## Low Noise Amplifier

26.5-40GHz/2.5dB NF/40dB Gain/14dBm P1dB

Model: TLLA26.5G40G-40-25

TLLA26.5G40G-40-25 is a low noise amplifier with a typical small signal gain of 40 dB and a nominal noise figure of 2.5dB across the frequency range of 26.5 to 40 GHz. The DC power requirement for the amplifier is +12 VDC/65mA. The input and output port configuration offers coax adapter structure with 2.92mm female.

### Features:

- Frequency range: 26.5-40GHz
- Gain: 40dB Typ
- Noise Figure: 2.5dB Typ
- Good Power and Gain Flatness
- 50 Ohm Matched Input / Output

### Applications:

- Communication systems

### Electrical Characteristics:

Parameter	Min	Typ	Max	Units
Frequency range	26.5		40	GHz
Small Signal Gain		40		dB
Gain Flatness		±2.0		dB
Noise Figure		2.5		dB
Output P1dB		14		dBm
Output IP3		20		dBm
Input VSWR		2.0		:1
Output VSWR		2.0		:1
DC Voltage		+12		V DC
DC Supply Current		65		mA
Impedance		50		Ohms

### Mechanical Specifications:

Parameter	Value	Units
Input /Output Connector	2.92mm Female/2.92mm Female	
DC Bias	Solder Pin	
Size	44.8*29.2*11	mm

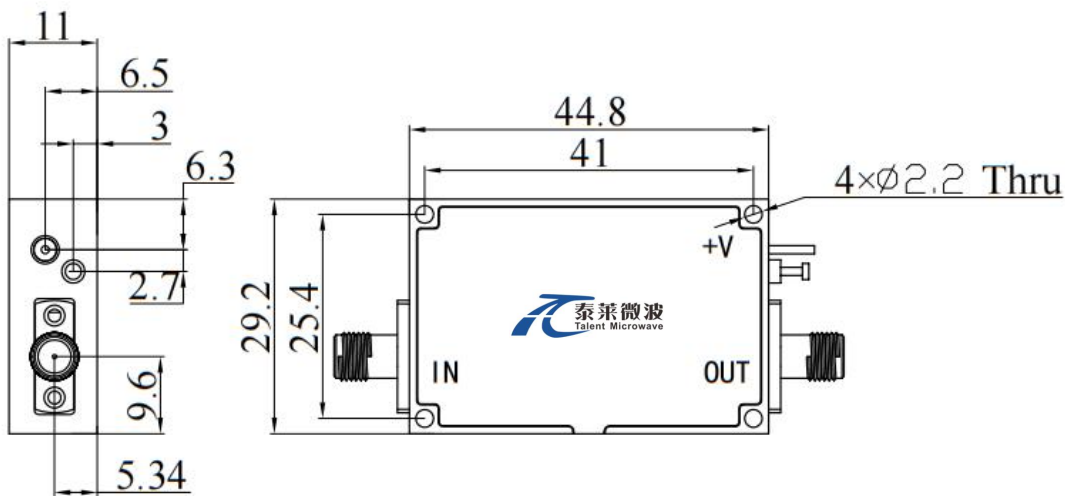
### Absolute Maximum Ratings:

Parameter	Value
Supply Bias Voltage	TBD
RF Input Power	-10 dBm
ESD sensitivity (HBm)	Class 0, passed 150V



### Outline Drawing:

Unit:mm



**\*\*\*Heat Sink Required During Operation**



ESD Protection: Strictly adhere to ESD precautions to prevent electrostatic damage.

### Environmental Conditions:

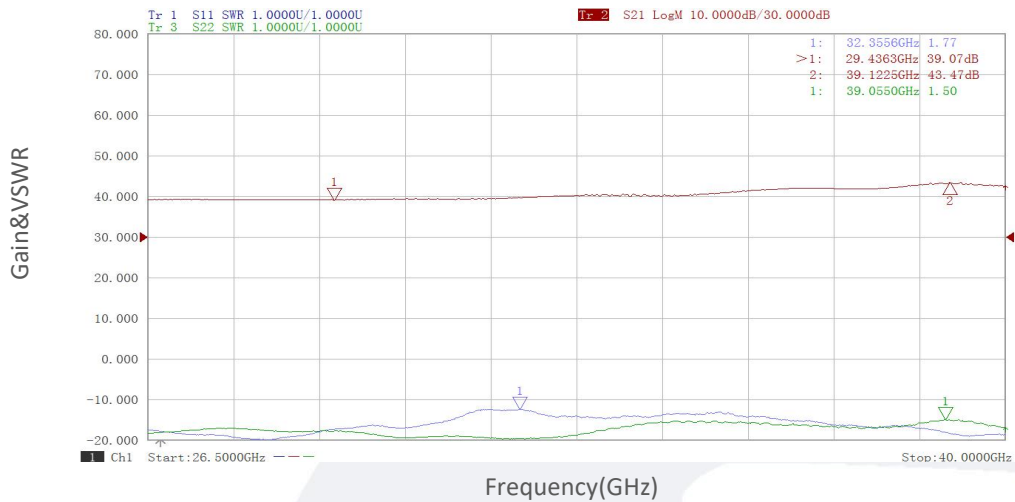
Parameter	Min	Typ	Max	Units
Operating Temperature	-45		+85	°C
Non-operating Temperature	-55		+125	°C
Relative humidity		95		%
Altitude	10,000			feet
Shock / Vibration(MIL-STD-810F)	25g rms (15 degree 2KHz) endurance, 1 hour per axis			
Shock(non operating)	20G for 11msc half sin wave,3 axis both directions			

### Ordering Information:

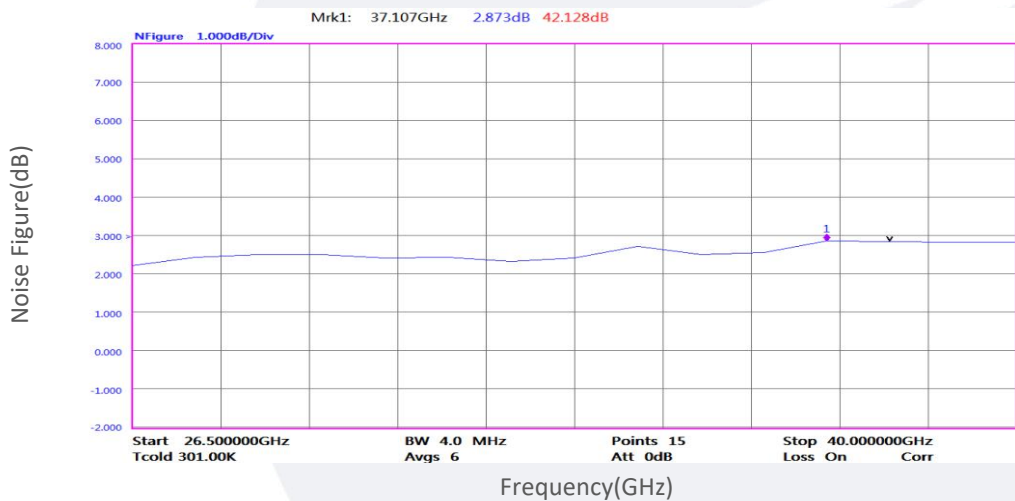
Base Number	Description	Revision
TLLA1G18G-35-25	Low Noise Amplifier, 26.5-40GHz, Noise Figure:2.5dB, Gain:40 dB,P1dB:14dBm,+12V DC,Without Heatsink	Rev.1.1
TLLA1G18G-35-25-HS	Low Noise Amplifier, 26.5-40GHz, Noise Figure:2.5dB, Gain:40 dB,P1dB:14dBm,+12V DC,With Heatsink	Rev.1.1

### Typical Performance Data:

#### Gain&VSWR vs Frequency



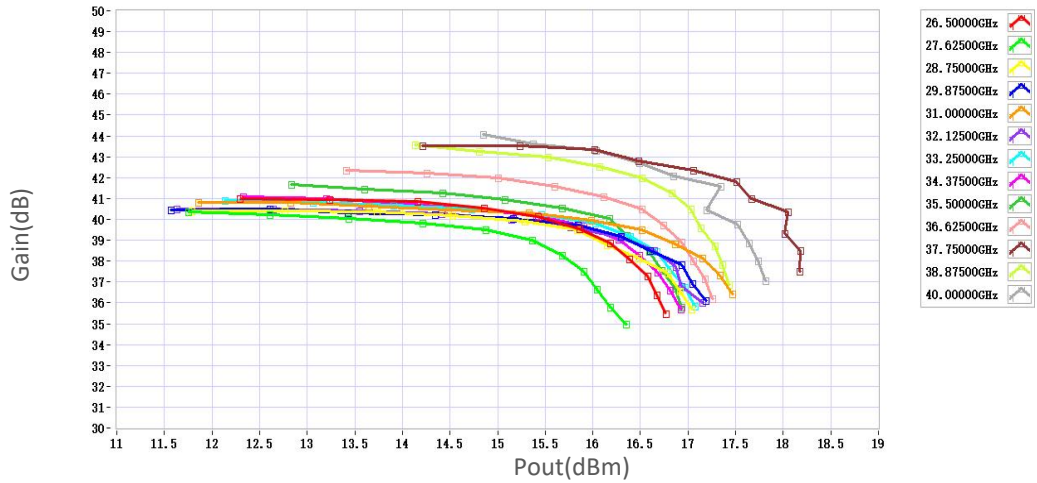
#### Noise Figure vs Frequency



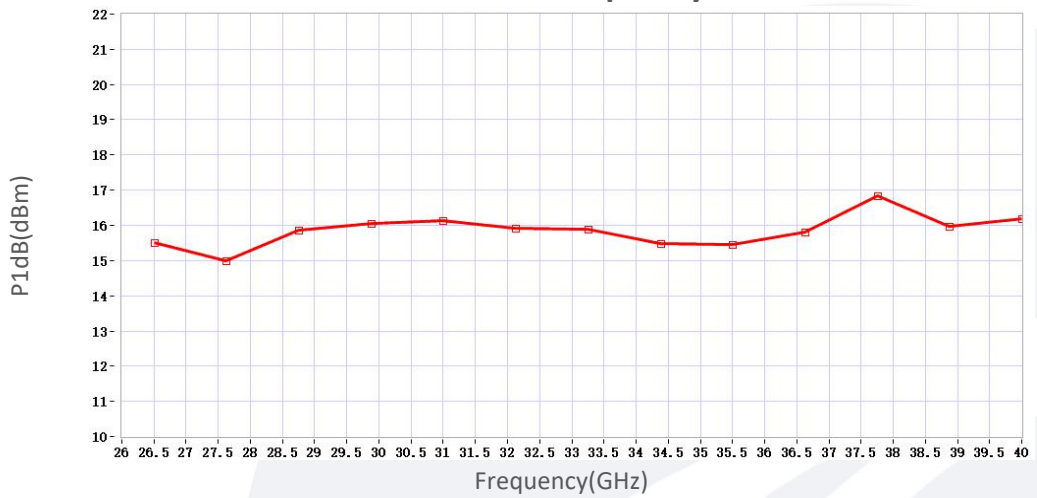
Note: Above data is for ref only, actual data may vary from unit to unit depending on operating environment and other factors like material lots etc.

## Typical Performance Data:

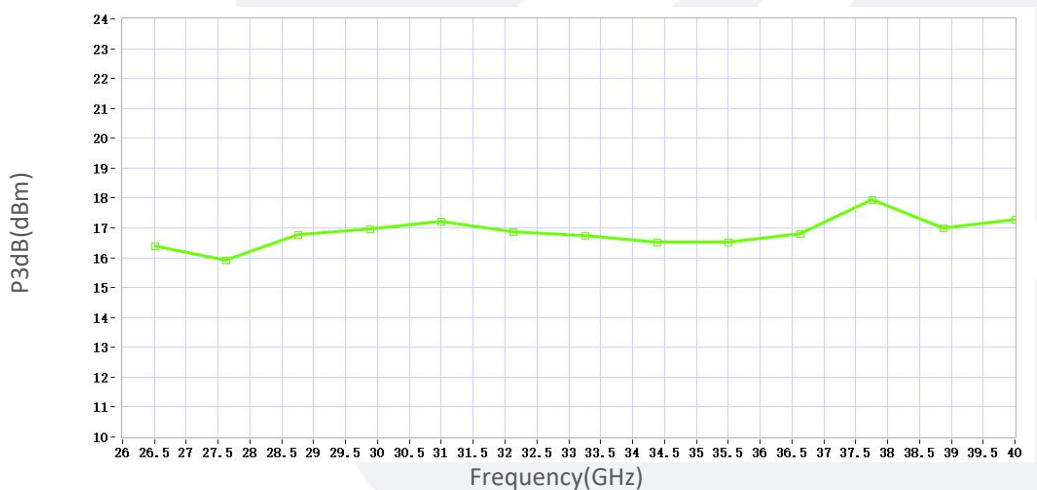
### Gain vs Output Power



### P1dB vs Frequency



### P3dB vs Frequency



Note: Above data is for ref only, actual data may vary from unit to unit depending on operating environment and other factors like material lots etc.