

Power Amplifier

WR-19/40-60GHz/29dB Gain/30dBm Psat

Model: TMPA-040060-2930-19

TMPA-040060-2930-19 is a power amplifier with a typical small signal gain of 29 dB and a nominal Psat of 30 dBm across the frequency range of 40 to 60 GHz. The DC power requirement for the amplifier is +19 VDC/1.05 A. The input and output port configuration offers an inline structure with WR-19 waveguides and UG-383/U-M anticocking flanges.

Features:

- Frequency range: 40-60GHz
- Gain: 29dB Typ
- Output Power Psat: 30dBm Typ
- Good Power and Gain Flatness

Applications:

- Passive Imaging
- Communication Systems
- Radar Systems

Electrical Characteristics:

Parameter	Min	Typ	Max	Units
Frequency range	40		60	GHz
Small Signal Gain		29		dB
Output Psat		30		dBm
DC Voltage		19		V DC
DC Supply Current		1.05		A

Mechanical Specifications:

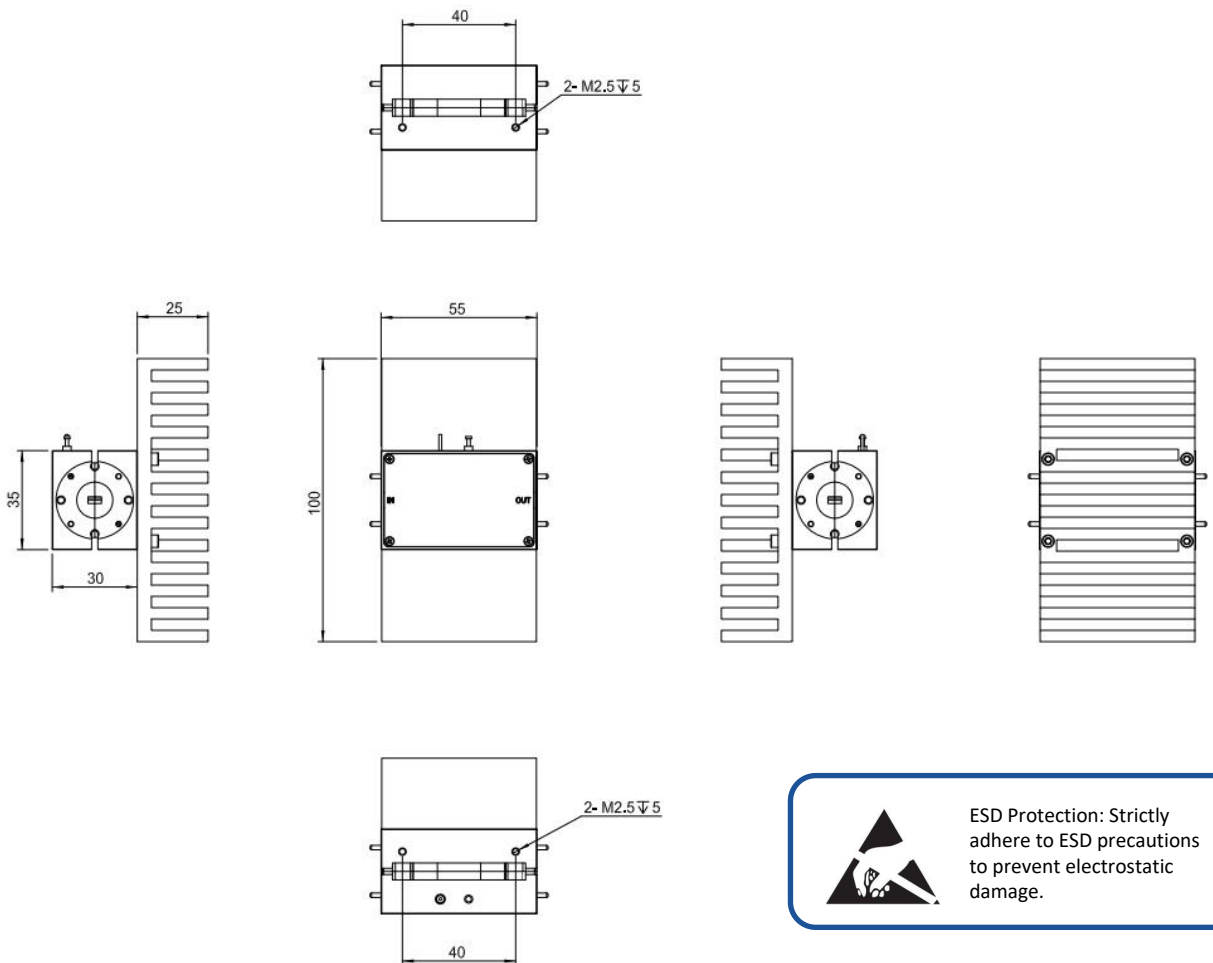
Parameter	Value	Units
Input /Output Connector	WR-19/UG-383/U	
DC Bias	Solder Pin	
Size	55*35*30(Without heatsink) 55*100*55(With heatsink)	mm

Absolute Maximum Ratings:

Parameter	Value
Supply Bias Voltage	+20 V
RF Input Power	+12 dBm
ESD sensitivity (HBm)	Class 0, passed 150V

Outline Drawing:

Unit:mm



ESD Protection: Strictly adhere to ESD precautions to prevent electrostatic damage.

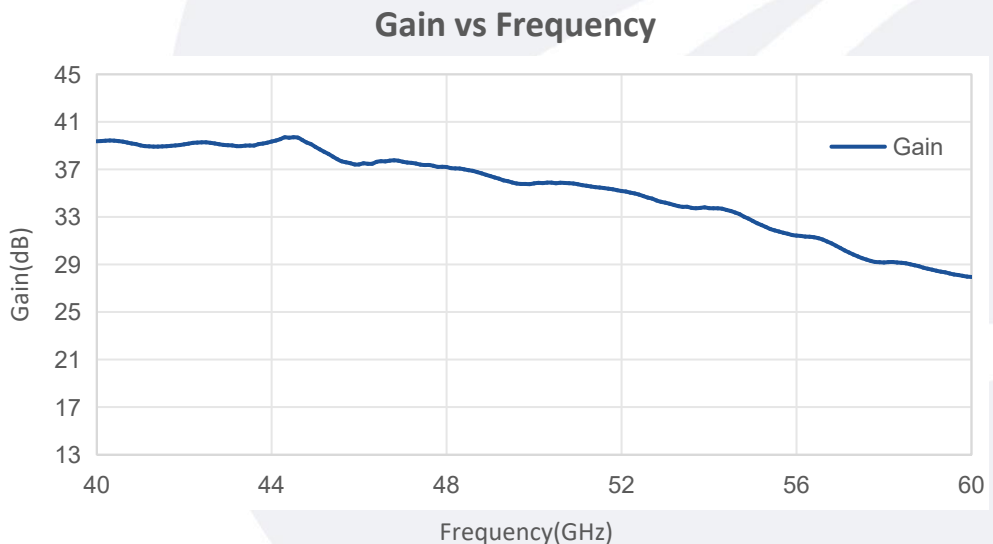
Environmental Conditions:

Parameter	Min	Typ	Max	Units
Operating Temperature	-10		+65	°C
Non-operating Temperature	-45		+85	°C
Relative humidity		95		%
Altitude	10,000			feet
Shock / Vibration(MIL-STD-810F)	25g rms (15 degree 2KHz) endurance, 1 hour per axis			
Shock(non operating)	20G for 11msc half sin wave,3 axis both directions			

Ordering Information:

Base Number	Description	Revision
TMPA-040060-2930-19	Power Amplifier, 40-60GHz, Gain: 29dB Type, P _{sat} : 30dBm Type, +19V DC,WR-19	Rev.1.0

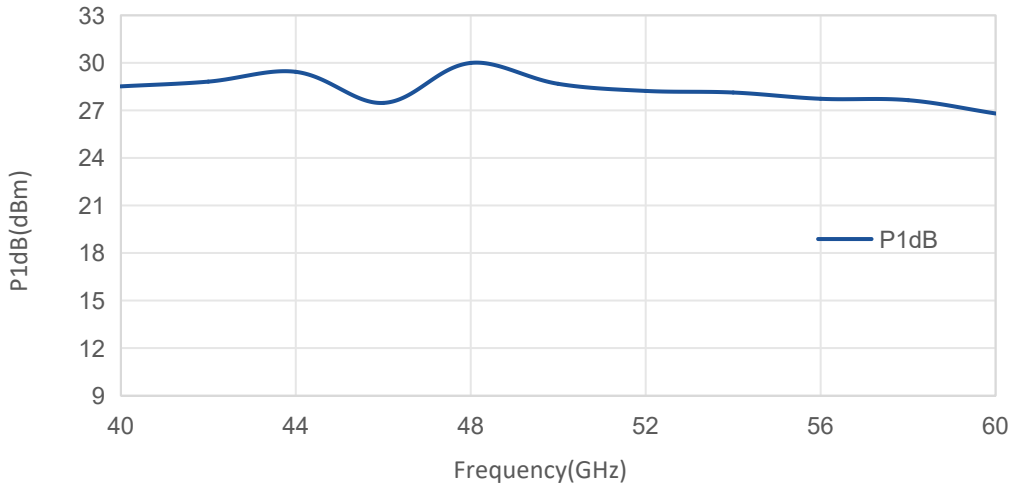
Typical Performance Data:



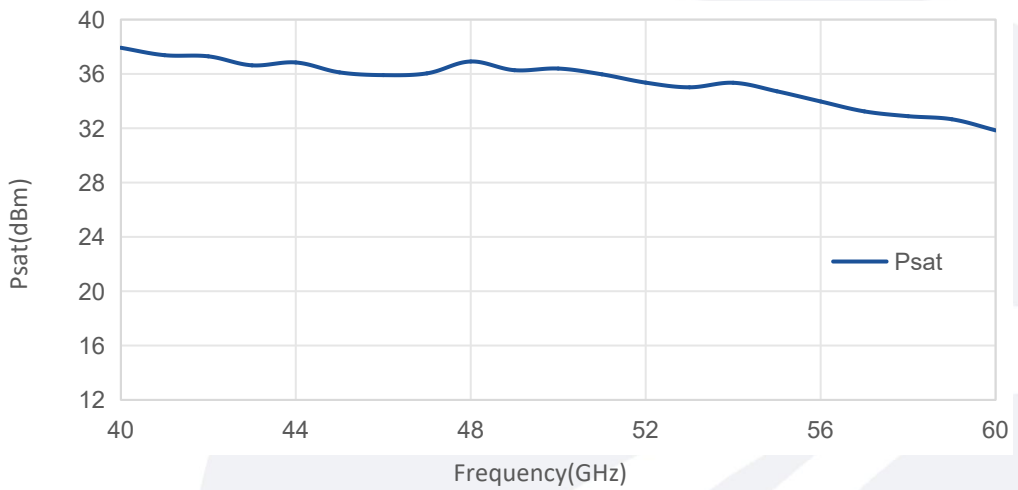
Note: Above data is for ref only, actual data may vary from unit to unit depending on operating environment and other factors like material lots etc.

Typical Performance Data:

P1dB vs Frequency



Psat vs Frequency



Note: Above data is for ref only, actual data may vary from unit to unit depending on operating environment and other factors like material lots etc.