

Adjustable Phase Shifter

DC-3GHz/3.5mm Female

Model: TLMP5-3G-180-S

TLMP5-3G-180-S is a phase shifters is adjustable passive microwave devices designed for RF applications. TLMP5-3G-180-S have a phase range of 0° to 180° and a phase adjustment of 4.8° per GHz.

Features:

- Operating Frequency DC to 3GHz
- High phase adjustmant accuracy
- Low insertion loss

Applications:

- laboratory test
- Communication equipment

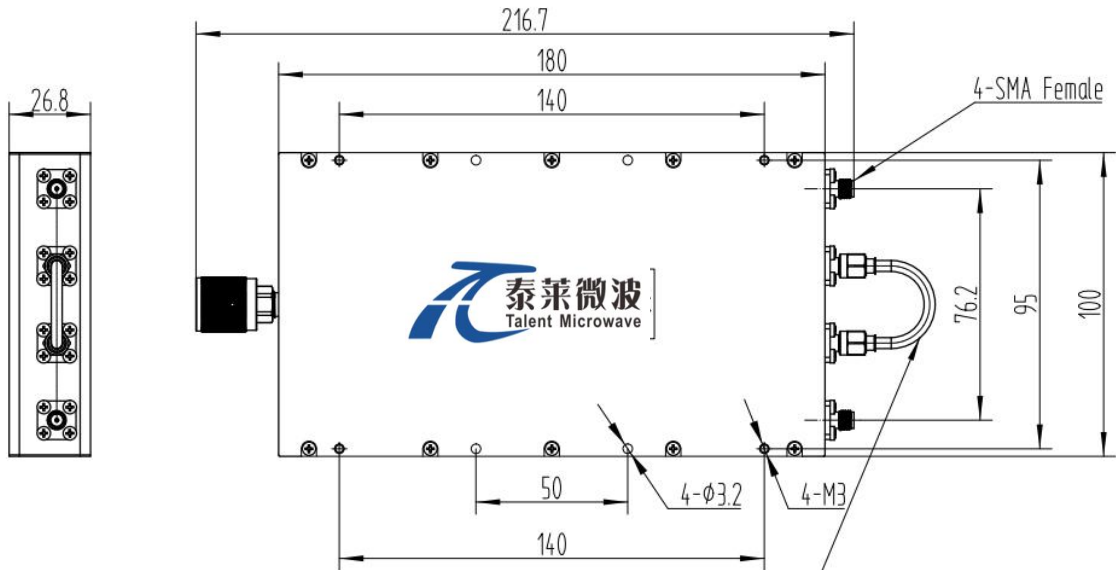
电气特性 Electrical Characteristics:

参数 Parameter	Min	Typ	Max	单位 Units
频率范围 Frequency Range	DC		3	GHz
耐受功率 Power Handling		50		W
阻抗 Impedance		50		Ohms
应用1 Apply 1	Assemble semi-rigid cable, set one channel of phase adjustment range from 0~180°			
驻波 VSWR		1.3	1.35	:1
插损 Insertion Loss		0.8	0.9	dB
相位调节范围 Phase adjustment range	0		180	°/GHz
相位灵敏度 Phase Sensitivity		4.8 x f(GHz)		°/Circle
群时延 Group Delay		500		ps
应用2 Apply 2	Assemble semi-rigid cable, set one channel of phase adjustment range from 0~90°			
驻波 VSWR		1.15	1.25	:1
插损 Insertion Loss		0.35	0.45	dB
相位调节范围 Phase adjustment range	0		90	°/GHz
相位灵敏度 Phase Sensitivity		2.4 X f(GHz)		°/Circle
群时延 Group Delay		250		ps

环境和机械特性 Environmental And Physical Characteristics:

类型 Description	参数 Parameter	单位 Units
接口 Connectors	3.5mm Female/3.5mm Female	
尺寸 Size	180*100*26.8	mm

外形图 Outline Drawing: Unit:mm



The phase adjustment range of this semi-rigid assembly is 180° at 1 GHz.
After removal, it can be divided into two groups, with a phase adjustment range of 90° at 1 GHz.

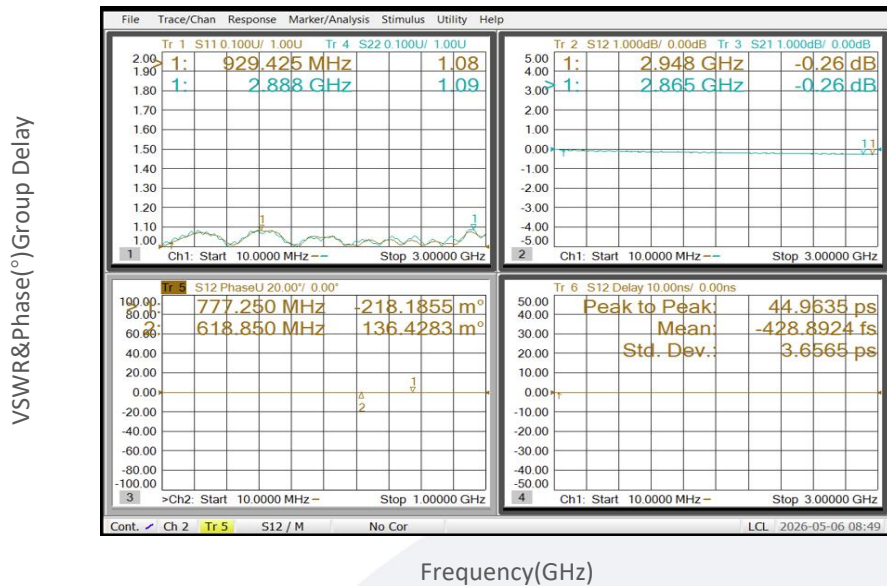
订货信息 Ordering Information:

标准型号 Base Number	描述 Description	版本号 Revision
TLMP5-3G-180-S	Adjustable Phase Shifter, DC-3GHz, Phase adjustment: 4.8° per GHz.	Rev.1.0

典型曲线 Typical Performance Data:

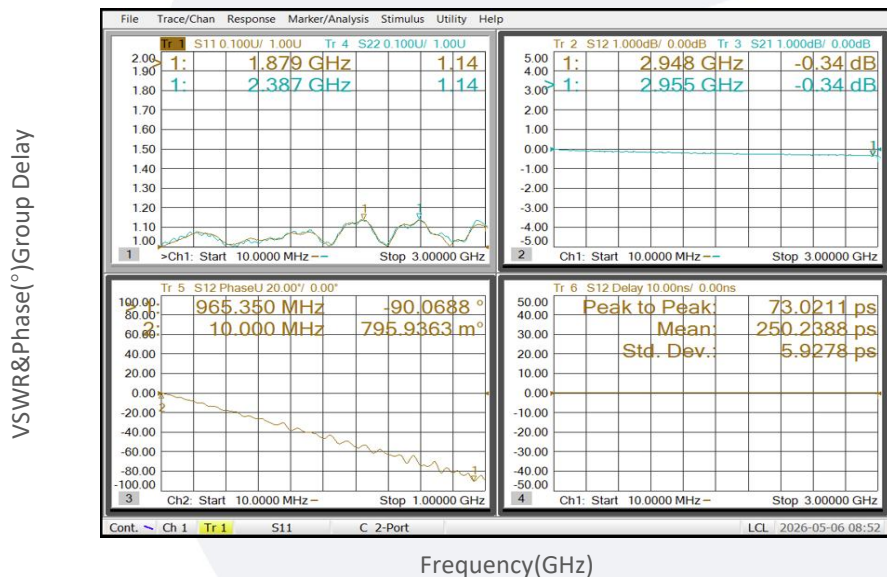
0° :

VSWR&Phase&Group Delay vs Frequency



90° :

VSWR&Phase&Group Delay vs Frequency

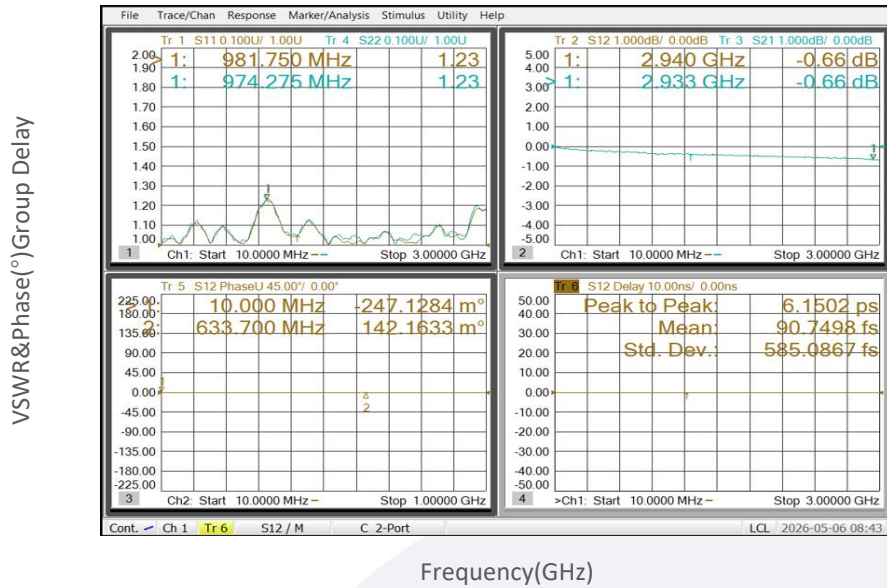


Note: Above data is for ref only, actual data may vary from unit to unit depending on operating environment and other factors like material lots etc.

典型曲线 Typical Performance Data:

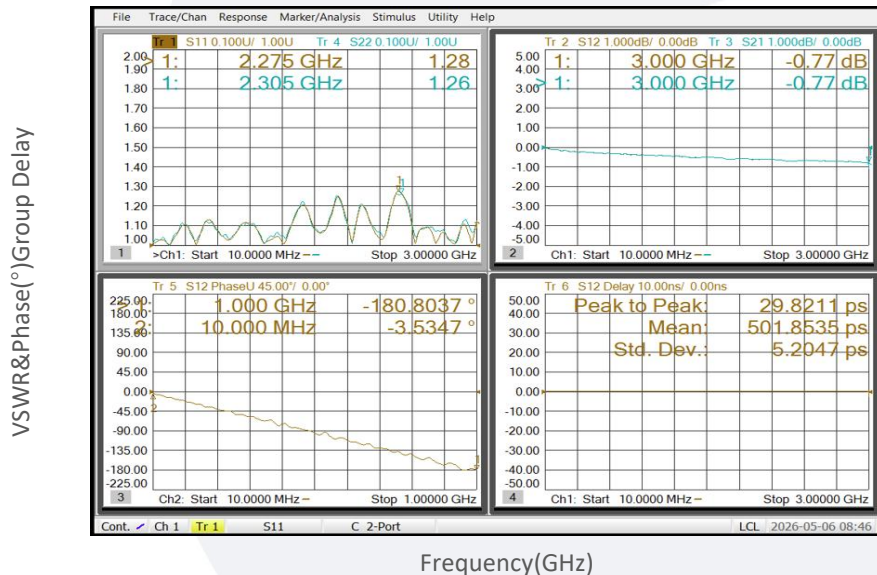
0° :

VSWR&Phase&Group Delay vs Frequency



180° :

VSWR&Phase&Group Delay vs Frequency



Note: Above data is for ref only, actual data may vary from unit to unit depending on operating environment and other factors like material lots etc.